

DAVIS[®]

Prat Price List

Designed by Davis Design Team
Effective March 2, 2020



PRAT Table Series

Specifications	3
Images	4

30" HIGH TABLES

PR-3000	5
PR-3001	5
PR-3002	6
PR-3003	6
PR-3004	7
PR-3005	7
PR-3006	8
PR-3007	8
PR-3008	9
PR-3009	9
PR-3010	10
PR-3011	10
PR-3012	11
PR-3013	11
PR-3014	12
PR-3015	12

36" HIGH TABLES

PR-3600	13
PR-3601	13
PR-3602	14
PR-3603	14
PR-3604	15
PR-3605	15
PR-3606	16
PR-3607	16
PR-3608	17
PR-3609	17
PR-3610	18
PR-3611	18
PR-3612	19
PR-3613	19
PR-3614	20
PR-3615	20

42" HIGH TABLES

PR-4200	21
PR-4201	21
PR-4202	22
PR-4203	22
PR-4204	23
PR-4205	23
PR-4206	24
PR-4207	24
PR-4208	25
PR-4209	25
PR-4210	26
PR-4211	26
PR-4212	27
PR-4213	27
PR-4214	28
PR-4215	28

119" T-LEG UNITS

PR-1190	29
PR-1191	29
PR-1192	30
PR-1193	30

30" HIGH END SECTIONS

PR-3050	31
PR-3051	31
PR-3052	32
PR-3024 – T-leg	31-32
PR-3053	33
PR-3054	33
PR-3055	34
PR-3029 – T-leg	33-34
PR-3056	35
PR-3057	35
PR-3058	36
PR-3036 – T-leg	35-36
PR-3059	37
PR-3060	37
PR-3061	38
PR-3042 – T-leg	37-38

36" HIGH END SECTIONS

PR-3650	39
PR-3651	39
PR-3652	40
PR-3624 – T-leg	39-40
PR-3653	41
PR-3654	41
PR-3655	42
PR-3629 – T-leg	41-42
PR-3656	43
PR-3657	43
PR-3658	44
PR-3636 – T-leg	43-44
PR-3659	45
PR-3660	45
PR-3661	46
PR-3642 – T-leg	45-46

42" HIGH END SECTIONS

PR-4250	47
PR-4251	47
PR-4252	48
PR-4224 – T-leg	47-48
PR-4253	49
PR-4254	49
PR-4255	50
PR-4229 – T-leg	49-50
PR-4256	51
PR-4257	51
PR-4258	52
PR-4236 – T-leg	51-52
PR-4259	53
PR-4260	53
PR-4261	54
PR-4242 – T-leg	53-54

For information concerning Condition of Sales, Warranty, Fabric, Finishes, etc., please download the *Conditions of Sales.pdf* on the Davis web site: www.davisfurniture.com

PRAT Table Series

SPANNER TABLES

PR-5000	55
PR-5001	55
PR-5002	55
PR-3024 – T Leg	56
PR-3624 – T Leg	56
PR-4224 – T Leg	56
PR-5003	57
PR-5004	57
PR-5005	57
PR-3029 – T Leg	58
PR-3629 – T Leg	58
PR-4229 – T Leg	58
PR-5006	59
PR-5007	59
PR-5008	59
PR-3036 – T Leg	60
PR-3636 – T Leg	60
PR-4236 – T Leg	60
PR-5009	61
PR-5010	61
PR-5011	61
PR-3042 – T Leg	62
PR-3642 – T Leg	62
PR-4242 – T Leg	62

BENCHES

PR-6064	63
PR-6086	63
PR-6107	64

CUSHIONS

PR-8001	65
PR-8002	65
PR-8003	65
PR-8004	66
PR-8005	66

ACCESSORIES

PR-7000	67
PR-7001	67
PR-7002	67
PR-7003	68
PR-7004	68
PR-7005	69
PR-7006	69
PR-7007	69
PR-7008	69
PR-7009	70

ELECTRICAL OPTIONS

PR-90PP	71
PR-90PD	71
PR-90PU	71

For information concerning Condition of Sales, Warranty, Fabric, Finishes, etc., please download the *Conditions of Sales.pdf* on the Davis web site: www.davisfurniture.com

FEATURES

Construction

Frame is constructed of 1/2" and 3/4" Baltic Birch plywood
Leg and top frames are fitted together using stepped connection with wood glue

Edge and leg thickness is 2 1/2"

Glides

Nylon adjustable glides are attached to steel brackets that are mechanically fastened to the table frame

Kick Plate

Metal powder coated boot used on the bottom of the table legs to protect from everyday traffic that may lead to damage. See page 67-70 for pricing.

Power Data Unit

Tables may be specified with a unit that has two power plugs **PR-90PP**, two power plugs and two RJ-45 Cat. 6, **PR-90PD**, or two power plugs and two charging USB **PR-90PU**. See page 71 for pricing.

Two outfeed cords are offered for these units:

SP115-4 - 15A power plug 11.5' (3.5 meter) **\$111** list

HWI-4 - Hardwire 11.5' (3.5 meter) **\$72** list

When two power units are placed on the top they will be 1/3 distance apart.

These tables cannot be retrofitted in the field. Electrical must be specified at time of order.

A button is pushed to flip unit around when electrical and data use is required.

Special Sizes

Special sizes may be specified for the Prat Table

General parameters to follow are:

Height - not over 42" high

Length - no longer than 119" without T-leg

Depth - no deeper than 42" at this time. Minimum depth 24"

Please always contact the Factory with your request for Specials and discuss your needs. Quantities do make a difference in any special order.

Special Veneer

Please contact Factory with this request

Not all materials are available in sizes needed for construction of tables

Surface Materials

Laminates, solid surface acrylic (*only available in white*) or wood materials are applied to all sides of the legs and top

ELECTRICAL OPTION



Electrical Detail Closed



Electrical Detail Open



Wire Management

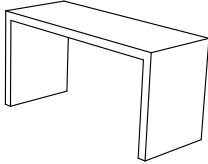
KICK PLATE

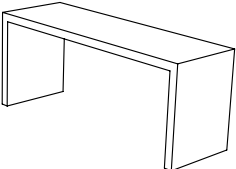


30" HIGH TABLES

PRAT Table Series

Example: item number **PR-3000** + wood suffix **-BB** = **PR-3000-BB**

Item	Description	Dimensions	inches						
			l	d	h				
PR-3000	59" x 24" x 30" Table	Overall	59	24	30				
									
<i>UNITS ARE SHIPPED AS ONE COMPLETE PIECE AND CANNOT BE DISASSEMBLED AT TIME OF DELIVERY</i>									
	List Price		-BB Beech	-MM Maple	-OA Oak	-WW Walnut	-ZZ Zebrano	-LAM Laminate	-AY Acrylic (white only)
			4454	4454	4454	4454	4454	4454	8913

Item	Description	Dimensions	inches						
			l	d	h				
PR-3001	72" x 24" x 30" Table	Overall	72	24	30				
									
<i>UNITS ARE SHIPPED AS ONE COMPLETE PIECE AND CANNOT BE DISASSEMBLED AT TIME OF DELIVERY</i>									
	List Price		-BB Beech	-MM Maple	-OA Oak	-WW Walnut	-ZZ Zebrano	-LAM Laminate	-AY Acrylic (white only)
			4657	4657	4657	4657	4657	4657	9384

Required to Specify

Table Finishes :	Beech	-BB	101 Natural Beech 102 Light Beech 103 Medium Beech 104 Dark Beech	Maple	-MM	201 Natural Maple 202 Light Maple	Oak	-OA	301 Natural Oak 302 Medium Oak 303 Grey Oak 304 Brown Oak
	Walnut	-WW	400 Light Walnut 401 Natural Walnut 402 Medium Walnut	Zebrano	-ZZ	501 Natural Zebrano 502 Dark Zebrano	Acrylic	-AY	White Only
	Laminate	-LAM	Solid Color Top LAM-Antique White LAM-Black LAM-Designer White LAM-Dove Grey LAM-Fashion Grey LAM-Khaki Brown LAM-Linen LAM-Shadow LAM-Steel LAM-Wallaby			Pattern Laminates LAM-Grey Mesh LAM-Pewter LAM-Steel Mesh			Wood Grain Laminates LAM-Fusion Maple LAM-Montana Walnut LAM-Monticello Maple LAM-River Cherry LAM-Wild Cherry

Options (specify only if preferred) - see page 71 for electrical schematics

Power Box Options:

- PR-90PP Electrification in table top / 2 power plugs – \$1139 - If **one** Power unit is ordered it will be placed in the middle of table top.
- PR-90PP Electrification in table top / 2 power plugs – \$2057 - If **two** Power units are ordered they will be placed 1/3 of the table length apart.
- PR-90PD Electrification in table top / 2 power / 2 RJ45 Cat.6 – \$1601 - If **one** Power unit is ordered it will be placed in the middle of table top.
- PR-90PD Electrification in table top / 2 power / 2 RJ45 Cat.6 – \$2986 - If **two** Power units are ordered they will be placed 1/3 of the table length apart.
- PR-90PU Electrification in table top / 2 power / 2 charging USB – \$1595 - If **one** Power unit is ordered it will be placed in the middle of table top.
- PR-90PU Electrification in table top / 2 power / 2 charging USB – \$2976 - If **two** Power units are ordered they will be placed 1/3 of the table length apart.

Infeed Options:

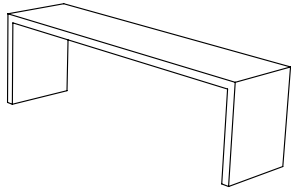
- SPH5-4 End power cord with plug – \$111 - 3.5 meter with 15A power plug
- HWI-4 End power cord for hardwire – \$72 - 3.5 meter for hardwire

30" HIGH TABLES

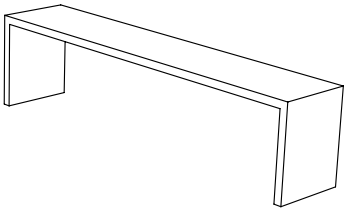
PRAT Table Series

Example: item number **PR-3002** + wood suffix **-BB** = **PR-3002-BB**

Item	Description	Dimensions	inches			List Price			
			l	d	h				
PR-3002	96" x 24" x 30" Table	Overall	96	24	30				
<i>UNITS ARE SHIPPED AS ONE COMPLETE PIECE AND CANNOT BE DISASSEMBLED AT TIME OF DELIVERY</i>									
			-BB Beech	-MM Maple	-OA Oak	-WW Walnut	-ZZ Zebrano	-LAM Laminate	-AY Acrylic (white only)
			5156	5156	5156	5156	5156	5156	10347



Item	Description	Dimensions	inches			List Price			
			l	d	h				
PR-3003	119" x 24" x 30" Table	Overall	119	24	30				
<i>UNITS ARE SHIPPED AS ONE COMPLETE PIECE AND CANNOT BE DISASSEMBLED AT TIME OF DELIVERY</i>									
			-BB Beech	-MM Maple	-OA Oak	-WW Walnut	-ZZ Zebrano	-LAM Laminate	-AY Acrylic (white only)
			5662	5662	5662	5662	5662	5662	12031



Required to Specify

Table Finishes :	Beech	-BB	101 Natural Beech 102 Light Beech 103 Medium Beech 104 Dark Beech	Maple	-MM	201 Natural Maple 202 Light Maple	Oak	-OA	301 Natural Oak 302 Medium Oak 303 Grey Oak 304 Brown Oak
	Walnut	-WW	400 Light Walnut 401 Natural Walnut 402 Medium Walnut	Zebrano	-ZZ	501 Natural Zebrano 502 Dark Zebrano	Acrylic	-AY	White Only
	Laminate	-LAM	Solid Color Top LAM-Antique White LAM-Black LAM-Designer White LAM-Dove Grey LAM-Fashion Grey LAM-Khaki Brown LAM-Linen LAM-Shadow LAM-Steel LAM-Wallaby			Pattern Laminates LAM-Grey Mesh LAM-Pewter LAM-Steel Mesh			Wood Grain Laminates LAM-Fusion Maple LAM-Montana Walnut LAM-Monticello Maple LAM-River Cherry LAM-Wild Cherry

Options (specify only if preferred) - see page 71 for electrical schematics

Power Box Options:

- PR-90PP Electrification in table top / 2 power plugs – \$1139 - If **one** Power unit is ordered it will be placed in the middle of table top.
- PR-90PP Electrification in table top / 2 power plugs – \$ 2057 - If **two** Power units are ordered they will be placed 1/3 of the table length apart.
- PR-90PD Electrification in table top / 2 power / 2 RJ45 Cat.6 – \$1601 - If **one** Power unit is ordered it will be placed in the middle of table top.
- PR-90PD Electrification in table top / 2 power / 2 RJ45 Cat.6 – \$ 2906 - If **two** Power units are ordered they will be placed 1/3 of the table length apart.
- PR-90PU Electrification in table top / 2 power / 2 charging USB – \$1595 - If **one** Power unit is ordered it will be placed in the middle of table top.
- PR-90PU Electrification in table top / 2 power / 2 charging USB – \$2976 - If **two** Power units are ordered they will be placed 1/3 of the table length apart.

Infeed Options:

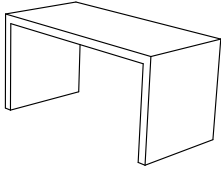
- SPI15-4 End power cord with plug – \$111 - 3.5 meter with 15A power plug
- HWI-4 End power cord for hardwire – \$72 - 3.5 meter for hardwire

30" HIGH TABLES

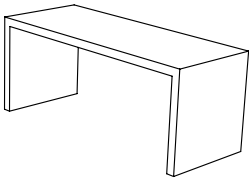
PRAT Table Series

Example: item number **PR-3004** + wood suffix **-BB** = **PR-3004-BB**

Item	Description	Dimensions	inches											
			l	d	h									
PR-3004	59" x 29" x 30" Table	Overall	59	29	30									
<i>UNITS ARE SHIPPED AS ONE COMPLETE PIECE AND CANNOT BE DISASSEMBLED AT TIME OF DELIVERY</i>														
			-BB Beech	-MM Maple	-OA Oak	-WW Walnut	-ZZ Zebrano	-LAM Laminate		-AY Acrylic (white only)				
	List Price		4977	4977	4977	4977	4977	4977		9301				



Item	Description	Dimensions	inches											
			l	d	h									
PR-3005	72" x 29" x 30" Table	Overall	72	29	30									
<i>UNITS ARE SHIPPED AS ONE COMPLETE PIECE AND CANNOT BE DISASSEMBLED AT TIME OF DELIVERY</i>														
			-BB Beech	-MM Maple	-OA Oak	-WW Walnut	-ZZ Zebrano	-LAM Laminate		-AY Acrylic (white only)				
	List Price		5286	5286	5286	5286	5286	5286		10033				



Required to Specify

Table Finishes :	Beech	-BB	101 Natural Beech 102 Light Beech 103 Medium Beech 104 Dark Beech	Maple	-MM	201 Natural Maple 202 Light Maple	Oak	-OA	301 Natural Oak 302 Medium Oak 303 Grey Oak 304 Brown Oak
	Walnut	-WW	400 Light Walnut 401 Natural Walnut 402 Medium Walnut	Zebrano	-ZZ	501 Natural Zebrano 502 Dark Zebrano	Acrylic	-AY	White Only
	Laminate	-LAM	Solid Color Top LAM-Antique White LAM-Black LAM-Designer White LAM-Dove Grey LAM-Fashion Grey LAM-Khaki Brown LAM-Linen LAM-Shadow LAM-Steel LAM-Wallaby			Pattern Laminates LAM-Grey Mesh LAM-Pewter LAM-Steel Mesh			Wood Grain Laminates LAM-Fusion Maple LAM-Montana Walnut LAM-Monticello Maple LAM-River Cherry LAM-Wild Cherry

Options (specify only if preferred) - see page 71 for electrical schematics

Power Box Options:

- PR-90PP Electrification in table top / 2 power plugs – \$1139 - If **one** Power unit is ordered it will be placed in the middle of table top.
- PR-90PP Electrification in table top / 2 power plugs – \$ 2057 If **two** Power units are ordered they will be placed 1/3 of the table length apart.
- PR-90PD Electrification in table top / 2 power / 2 RJ45 Cat.6 – \$1601 - If **one** Power unit is ordered it will be placed in the middle of table top.
- PR-90PD Electrification in table top / 2 power / 2 RJ45 Cat.6 – \$ 2986 - If **two** Power units are ordered they will be placed 1/3 of the table length apart.
- PR-90PU Electrification in table top / 2 power / 2 charging USB – \$ 1595- If **one** Power unit is ordered it will be placed in the middle of table top.
- PR-90PU Electrification in table top / 2 power / 2 charging USB – \$ 2976 - If **two** Power units are ordered they will be placed 1/3 of the table length apart.

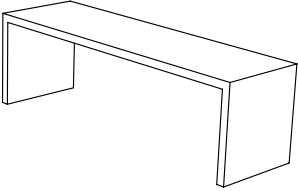
Infeed Options:

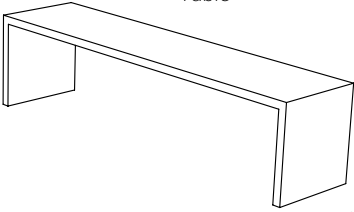
- SPI15-4 End power cord with plug – \$111 - 3.5 meter with 15A power plug
- HWI-4 End power cord for hardwire – \$72 - 3.5 meter for hardwire

30" HIGH TABLES

PRAT Table Series

Example: item number **PR-3006** + wood suffix **-BB** = **PR-3006-BB**

Item	Description	Dimensions	inches											
			l	d	h									
PR-3006	96" x 29" x 30" Table	Overall	96	29	30									
 <p style="text-align: center;">UNITS ARE SHIPPED AS ONE COMPLETE PIECE AND CANNOT BE DISASSEMBLED AT TIME OF DELIVERY</p>														
	List Price		-BB Beech	-MM Maple	-OA Oak	-WW Walnut	-ZZ Zebrano	-LAM Laminate		-AY Acrylic (white only)				
			5935	5935	5935	5935	5935	5935		10782				

Item	Description	Dimensions	inches										
			l	d	h								
PR-3007	119" x 29" x 30" Table	Overall	119	29	30								
 <p style="text-align: center;">UNITS ARE SHIPPED AS ONE COMPLETE PIECE AND CANNOT BE DISASSEMBLED AT TIME OF DELIVERY</p>													
	List Price		-BB Beech	-MM Maple	-OA Oak	-WW Walnut	-ZZ Zebrano	-LAM Laminate		-AY Acrylic (white only)			
			6486	6486	6486	6486	6486	6486		12675			

Required to Specify

Table Finishes :	Beech	-BB	101 Natural Beech 102 Light Beech 103 Medium Beech 104 Dark Beech	Maple	-MM	201 Natural Maple 202 Light Maple	Oak	-OA	301 Natural Oak 302 Medium Oak 303 Grey Oak 304 Brown Oak
	Walnut	-WW	400 Light Walnut 401 Natural Walnut 402 Medium Walnut	Zebrano	-ZZ	501 Natural Zebrano 502 Dark Zebrano	Acrylic	-AY	White Only
	Laminate	-LAM	Solid Color Top LAM-Antique White LAM-Black LAM-Designer White LAM-Dove Grey LAM-Fashion Grey LAM-Khaki Brown LAM-Linen LAM-Shadow LAM-Steel LAM-Wallaby			Pattern Laminates LAM-Grey Mesh LAM-Pewter LAM-Steel Mesh			Wood Grain Laminates LAM-Fusion Maple LAM-Montana Walnut LAM-Monticello Maple LAM-River Cherry LAM-Wild Cherry

Options (specify only if preferred) - see page 71 for electrical schematics

Power Box Options:

- PR-90PP Electrification in table top / 2 power plugs – \$1139 - If **one** Power unit is ordered it will be placed in the middle of table top.
- PR-90PP Electrification in table top / 2 power plugs – \$2057- If **two** Power units are ordered they will be placed 1/3 of the table length apart.
- PR-90PD Electrification in table top / 2 power / 2 RJ45 Cat.6 – \$1601 - If **one** Power unit is ordered it will be placed in the middle of table top.
- PR-90PD Electrification in table top / 2 power / 2 RJ45 Cat.6 – \$2986 - If **two** Power units are ordered they will be placed 1/3 of the table length apart.
- PR-90PU Electrification in table top / 2 power / 2 charging USB – \$1595- If **one** Power unit is ordered it will be placed in the middle of table top.
- PR-90PU Electrification in table top / 2 power / 2 charging USB – \$2976 - If **two** Power units are ordered they will be placed 1/3 of the table length apart.

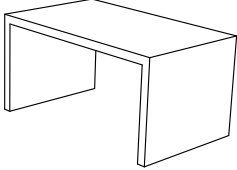
Infeed Options:

- SPI15-4 End power cord with plug – \$111 - 3.5 meter with 15A power plug
- HWI-4 End power cord for hardwire – \$72 - 3.5 meter for hardwire

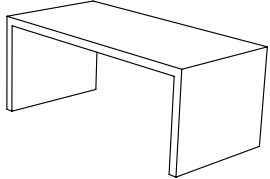
30" HIGH TABLES

PRAT Table Series

Example: item number **PR-3008** + wood suffix **-BB** = **PR-3008-BB**

Item	Description	Dimensions	inches			List Price	Options						
			l	d	h		-BB	-MM	-OA	-WW	-ZZ	-LAM	-AY
PR-3008	59" x 36" x 30" Table	Overall	59	36	30		Beech	Maple	Oak	Walnut	Zebrano	Laminate	Acrylic (white only)
							5580	5580	5580	5580	5580	5580	10232

UNITS ARE SHIPPED AS ONE COMPLETE PIECE AND CANNOT BE DISASSEMBLED AT TIME OF DELIVERY

Item	Description	Dimensions	inches			List Price	Options						
			l	d	h		-BB	-MM	-OA	-WW	-ZZ	-LAM	-AY
PR-3009	72" x 36" x 30" Table	Overall	72	36	30		Beech	Maple	Oak	Walnut	Zebrano	Laminate	Acrylic (white only)
							6022	6022	6022	6022	6022	6022	11074

UNITS ARE SHIPPED AS ONE COMPLETE PIECE AND CANNOT BE DISASSEMBLED AT TIME OF DELIVERY

Required to Specify

Table Finishes :	Beech	-BB	101 Natural Beech 102 Light Beech 103 Medium Beech 104 Dark Beech	Maple	-MM	201 Natural Maple 202 Light Maple	Oak	-OA	301 Natural Oak 302 Medium Oak 303 Grey Oak 304 Brown Oak
	Walnut	-WW	400 Light Walnut 401 Natural Walnut 402 Medium Walnut	Zebrano	-ZZ	501 Natural Zebrano 502 Dark Zebrano	Acrylic	-AY	White Only
	Laminate	-LAM	Solid Color Top LAM-Antique White LAM-Black LAM-Designer White LAM-Dove Grey LAM-Fashion Grey LAM-Khaki Brown LAM-Linen LAM-Shadow LAM-Steel LAM-Wallaby			Pattern Laminates LAM-Grey Mesh LAM-Pewter LAM-Steel Mesh			Wood Grain Laminates LAM-Fusion Maple LAM-Montana Walnut LAM-Monticello Maple LAM-River Cherry LAM-Wild Cherry

Options (specify only if preferred) - see page 71 for electrical schematics

Power Box Options:

- PR-90PP Electrification in table top / 2 power plugs – **\$1139** - If **one** Power unit is ordered it will be placed in the middle of table top.
- PR-90PP Electrification in table top / 2 power plugs – **\$2057** - If **two** Power units are ordered they will be placed 1/3 of the table length apart.
- PR-90PD Electrification in table top / 2 power / 2 RJ45 Cat.6 – **\$1601** - If **one** Power unit is ordered it will be placed in the middle of table top.
- PR-90PD Electrification in table top / 2 power / 2 RJ45 Cat.6 – **\$2986** - If **two** Power units are ordered they will be placed 1/3 of the table length apart.
- PR-90PU Electrification in table top / 2 power / 2 charging USB – **\$1595** - If **one** Power unit is ordered it will be placed in the middle of table top.
- PR-90PU Electrification in table top / 2 power / 2 charging USB – **\$2976** - If **two** Power units are ordered they will be placed 1/3 of the table length apart.


Infeed Options:

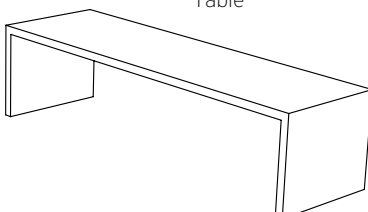
- SPI15-4 End power cord with plug – **\$111** - 3.5 meter with 15A power plug
- HWI-4 End power cord for hardwire – **\$72** - 3.5 meter for hardwire

30" HIGH TABLES

PRAT Table Series

Example: item number **PR-3010** + wood suffix **-BB** = **PR-3010-BB**

Item	Description	Dimensions	inches											
			l	d	h									
PR-3010	96" x 36" x 30" Table	Overall	96	36	30									
 <p style="text-align: center;">UNITS ARE SHIPPED AS ONE COMPLETE PIECE AND CANNOT BE DISASSEMBLED AT TIME OF DELIVERY</p>														
		List Price				-BB Beech	-MM Maple	-OA Oak	-WW Walnut	-ZZ Zebrano	-LAM Laminate		-AY Acrylic (white only)	
			6807	6807	6807	6807	6807	6807	6807	6807	6807		12475	

Item	Description	Dimensions	inches										
			l	d	h								
PR-3011	119" x 36" x 30" Table	Overall	119	36	30								
 <p style="text-align: center;">UNITS ARE SHIPPED AS ONE COMPLETE PIECE AND CANNOT BE DISASSEMBLED AT TIME OF DELIVERY</p>													
		List Price				-BB Beech	-MM Maple	-OA Oak	-WW Walnut	-ZZ Zebrano	-LAM Laminate		-AY Acrylic (white only)
			7451	7451	7451	7451	7451	7451	7451	7451	7451		13839

Required to Specify

Table Finishes :	Beech	-BB	101 Natural Beech 102 Light Beech 103 Medium Beech 104 Dark Beech	Maple	-MM	201 Natural Maple 202 Light Maple	Oak	-OA	301 Natural Oak 302 Medium Oak 303 Grey Oak 304 Brown Oak
	Walnut	-WW	400 Light Walnut 401 Natural Walnut 402 Medium Walnut	Zebrano	-ZZ	501 Natural Zebrano 502 Dark Zebrano	Acrylic	-AY	White Only
	Laminate	-LAM	Solid Color Top LAM-Antique White LAM-Black LAM-Designer White LAM-Dove Grey LAM-Fashion Grey LAM-Khaki Brown LAM-Linen LAM-Shadow LAM-Steel LAM-Wallaby			Pattern Laminates LAM-Grey Mesh LAM-Pewter LAM-Steel Mesh			Wood Grain Laminates LAM-Fusion Maple LAM-Montana Walnut LAM-Monticello Maple LAM-River Cherry LAM-Wild Cherry

Options (specify only if preferred) - see page 71 for electrical schematics

Power Box Options:

- PR-90PP Electrification in table top / 2 power plugs – \$1139 - If one Power unit is ordered it will be placed in the middle of table top.
- PR-90PP Electrification in table top / 2 power plugs – \$2057- If two Power units are ordered they will be placed 1/3 of the table length apart.
- PR-90PD Electrification in table top / 2 power / 2 RJ45 Cat.6 – \$1601 - If one Power unit is ordered it will be placed in the middle of table top.
- PR-90PD Electrification in table top / 2 power / 2 RJ45 Cat.6 – \$2986 - If two Power units are ordered they will be placed 1/3 of the table length apart.
- PR-90PU Electrification in table top / 2 power / 2 charging USB – \$1595- If one Power unit is ordered it will be placed in the middle of table top.
- PR-90PU Electrification in table top / 2 power / 2 charging USB – \$2976 - If two Power units are ordered they will be placed 1/3 of the table length apart.

Infeed Options:

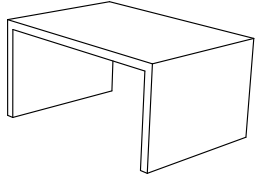
- SPI15-4 End power cord with plug – \$111 - 3.5 meter with 15A power plug
- HWI-4 End power cord for hardwire – \$72 - 3.5 meter for hardwire

30" HIGH TABLES

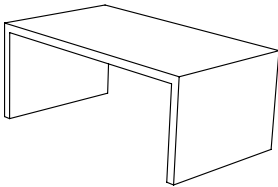
PRAT Table Series

Example: item number **PR-3012** + wood suffix **-BB** = **PR-3012-BB**

Item	Description	Dimensions	inches			List Price			
			l	d	h				
PR-3012	59" x 42" x 30" Table	Overall	59	42	30				
<i>UNITS ARE SHIPPED AS ONE COMPLETE PIECE AND CANNOT BE DISASSEMBLED AT TIME OF DELIVERY</i>									
			-BB Beech	-MM Maple	-OA Oak	-WW Walnut	-ZZ Zebrano	-LAM Laminate	-AY Acrylic (white only)
			6083	6083	6083	6083	6083	6083	11165



Item	Description	Dimensions	inches			List Price			
			l	d	h				
PR-3013	72" x 42" x 30" Table	Overall	72	42	30				
<i>UNITS ARE SHIPPED AS ONE COMPLETE PIECE AND CANNOT BE DISASSEMBLED AT TIME OF DELIVERY</i>									
			-BB Beech	-MM Maple	-OA Oak	-WW Walnut	-ZZ Zebrano	-LAM Laminate	-AY Acrylic (white only)
			6611	6611	6611	6611	6611	6611	12114



Required to Specify

Table Finishes :	Beech	-BB	101 Natural Beech 102 Light Beech 103 Medium Beech 104 Dark Beech	Maple	-MM	201 Natural Maple 202 Light Maple	Oak	-OA	301 Natural Oak 302 Medium Oak 303 Grey Oak 304 Brown Oak
	Walnut	-WW	400 Light Walnut 401 Natural Walnut 402 Medium Walnut	Zebrano	-ZZ	501 Natural Zebrano 502 Dark Zebrano	Acrylic	-AY	White Only
	Laminate	-LAM	Solid Color Top LAM-Antique White LAM-Black LAM-Designer White LAM-Dove Grey LAM-Fashion Grey LAM-Khaki Brown LAM-Linen LAM-Shadow LAM-Steel LAM-Wallaby			Pattern Laminates LAM-Grey Mesh LAM-Pewter LAM-Steel Mesh			Wood Grain Laminates LAM-Fusion Maple LAM-Montana Walnut LAM-Monticello Maple LAM-River Cherry LAM-Wild Cherry

Options (specify only if preferred) - see page 71 for electrical schematics

Power Box Options:

- PR-90PP Electrification in table top / 2 power plugs – \$1139 - If **one** Power unit is ordered it will be placed in the middle of table top.
- PR-90PP Electrification in table top / 2 power plugs – \$2057- If **two** Power units are ordered they will be placed 1/3 of the table length apart.
- PR-90PD Electrification in table top / 2 power / 2 RJ45 Cat.6 – \$1601 - If **one** Power unit is ordered it will be placed in the middle of table top.
- PR-90PD Electrification in table top / 2 power / 2 RJ45 Cat.6 – \$2986- If **two** Power units are ordered they will be placed 1/3 of the table length apart.
- PR-90PU Electrification in table top / 2 power / 2 charging USB – \$1595- If **one** Power unit is ordered it will be placed in the middle of table top.
- PR-90PU Electrification in table top / 2 power / 2 charging USB – \$2976 - If **two** Power units are ordered they will be placed 1/3 of the table length apart.


Infeed Options:

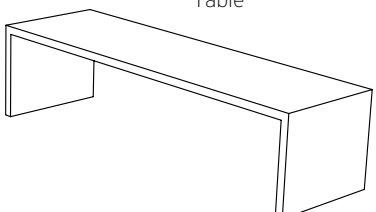
- SPI15-4 End power cord with plug – \$111 - 3.5 meter with 15A power plug
- HWI-4 End power cord for hardwire – \$72 - 3.5 meter for hardwire

30" HIGH TABLES

PRAT Table Series

Example: item number **PR-3014** + wood suffix **-BB** = **PR-3014-BB**

Item	Description	Dimensions	inches											
			l	d	h									
PR-3014	96" x 42" x 30" Table	Overall	96	42	30									
 <p style="text-align: center;">UNITS ARE SHIPPED AS ONE COMPLETE PIECE AND CANNOT BE DISASSEMBLED AT TIME OF DELIVERY</p>														
		List Price				-BB Beech	-MM Maple	-OA Oak	-WW Walnut	-ZZ Zebrano	-LAM Laminate		-AY Acrylic (white only)	
			7440	7440	7440	7440	7440	7440	7440	7440	7440		14165	

Item	Description	Dimensions	inches										
			l	d	h								
PR-3015	119" x 42" x 30" Table	Overall	119	42	30								
 <p style="text-align: center;">UNITS ARE SHIPPED AS ONE COMPLETE PIECE AND CANNOT BE DISASSEMBLED AT TIME OF DELIVERY</p>													
		List Price				-BB Beech	-MM Maple	-OA Oak	-WW Walnut	-ZZ Zebrano	-LAM Laminate		-AY Acrylic (white only)
			8176	8176	8176	8176	8176	8176	8176	8176	8176		15001

Required to Specify

Table Finishes :	Beech	-BB	101 Natural Beech 102 Light Beech 103 Medium Beech 104 Dark Beech	Maple	-MM	201 Natural Maple 202 Light Maple	Oak	-OA	301 Natural Oak 302 Medium Oak 303 Grey Oak 304 Brown Oak
	Walnut	-WW	400 Light Walnut 401 Natural Walnut 402 Medium Walnut	Zebrano	-ZZ	501 Natural Zebrano 502 Dark Zebrano	Acrylic	-AY	White Only
	Laminate	-LAM	Solid Color Top LAM-Antique White LAM-Black LAM-Designer White LAM-Dove Grey LAM-Fashion Grey LAM-Khaki Brown LAM-Linen LAM-Shadow LAM-Steel LAM-Wallaby			Pattern Laminates LAM-Grey Mesh LAM-Pewter LAM-Steel Mesh			Wood Grain Laminates LAM-Fusion Maple LAM-Montana Walnut LAM-Monticello Maple LAM-River Cherry LAM-Wild Cherry

Options (specify only if preferred) - see page 71 for electrical schematics

Power Box Options:

- PR-90PP Electrification in table top / 2 power plugs – \$1139 - If **one** Power unit is ordered it will be placed in the middle of table top.
- PR-90PP Electrification in table top / 2 power plugs – \$2057- If **two** Power units are ordered they will be placed 1/3 of the table length apart.
- PR-90PD Electrification in table top / 2 power / 2 RJ45 Cat.6 – \$1601 - If **one** Power unit is ordered it will be placed in the middle of table top.
- PR-90PD Electrification in table top / 2 power / 2 RJ45 Cat.6 – \$2986 - If **two** Power units are ordered they will be placed 1/3 of the table length apart.
- PR-90PU Electrification in table top / 2 power / 2 charging USB – \$1595- If **one** Power unit is ordered it will be placed in the middle of table top.
- PR-90PU Electrification in table top / 2 power / 2 charging USB – \$2976 - If **two** Power units are ordered they will be placed 1/3 of the table length apart.

Infeed Options:

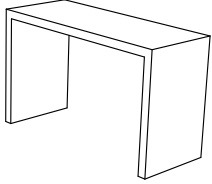
- SPI15-4 End power cord with plug – \$111 - 3.5 meter with 15A power plug
- HWI-4 End power cord for hardwire – \$72 - 3.5 meter for hardwire

36" HIGH TABLES

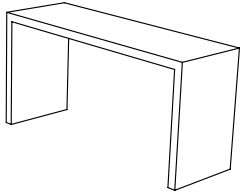
PRAT Table Series

Example: item number **PR-3600** + wood suffix **-BB** = **PR-3600-BB**

Item	Description	Dimensions	inches											
			l	d	h									
PR-3600	59" x 24" x 36" Table	Overall	59	24	36									
<i>UNITS ARE SHIPPED AS ONE COMPLETE PIECE AND CANNOT BE DISASSEMBLED AT TIME OF DELIVERY</i>														
						-BB	-MM	-OA	-WW	-ZZ	-LAM		-AY	
						Beech	Maple	Oak	Walnut	Zebrano	Laminate		Acrylic (white only)	
		List Price												
			4730	4730	4730	4730	4730	4730	4730	4730	4730		9872	



Item	Description	Dimensions	inches										
			l	d	h								
PR-3601	72" x 24" x 36" Table	Overall	72	24	36								
<i>UNITS ARE SHIPPED AS ONE COMPLETE PIECE AND CANNOT BE DISASSEMBLED AT TIME OF DELIVERY</i>													
						-BB	-MM	-OA	-WW	-ZZ	-LAM		-AY
						Beech	Maple	Oak	Walnut	Zebrano	Laminate		Acrylic (white only)
		List Price											
			4926	4926	4926	4926	4926	4926	4926	4926	4926		10654



Required to Specify

Table Finishes :	Beech	-BB	101 Natural Beech 102 Light Beech 103 Medium Beech 104 Dark Beech	Maple	-MM	201 Natural Maple 202 Light Maple	Oak	-OA	301 Natural Oak 302 Medium Oak 303 Grey Oak 304 Brown Oak
	Walnut	-WW	400 Light Walnut 401 Natural Walnut 402 Medium Walnut	Zebrano	-ZZ	501 Natural Zebrano 502 Dark Zebrano	Acrylic	-AY	White Only
	Laminate	-LAM	Solid Color Top LAM-Antique White LAM-Black LAM-Designer White LAM-Dove Grey LAM-Fashion Grey LAM-Khaki Brown LAM-Linen LAM-Shadow LAM-Steel LAM-Wallaby			Pattern Laminates LAM-Grey Mesh LAM-Pewter LAM-Steel Mesh			Wood Grain Laminates LAM-Fusion Maple LAM-Montana Walnut LAM-Monticello Maple LAM-River Cherry LAM-Wild Cherry

Options (specify only if preferred) - see page 71 for electrical schematics

Power Box Options:

- PR-90PP Electrification in table top / 2 power plugs – \$1139 - If **one** Power unit is ordered it will be placed in the middle of table top.
- PR-90PP Electrification in table top / 2 power plugs – \$2057- If **two** Power units are ordered they will be placed 1/3 of the table length apart.
- PR-90PD Electrification in table top / 2 power / 2 RJ45 Cat.6 – \$1601 - If **one** Power unit is ordered it will be placed in the middle of table top.
- PR-90PD Electrification in table top / 2 power / 2 RJ45 Cat.6 – \$2986 - If **two** Power units are ordered they will be placed 1/3 of the table length apart.
- PR-90PU Electrification in table top / 2 power / 2 charging USB – \$1595- If **one** Power unit is ordered it will be placed in the middle of table top.
- PR-90PU Electrification in table top / 2 power / 2 charging USB – \$2976 - If **two** Power units are ordered they will be placed 1/3 of the table length apart.

Infeed Options:

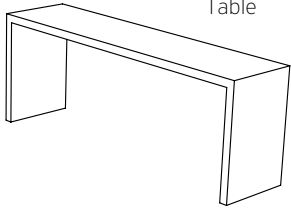
- SPI15-4 End power cord with plug – \$111 - 3.5 meter with 15A power plug
- HWI-4 End power cord for hardwire – \$72 - 3.5 meter for hardwire

36" HIGH TABLES

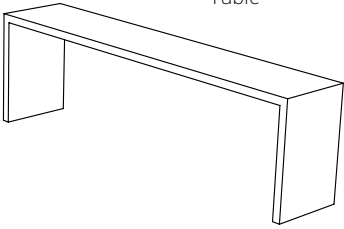
PRAT Table Series

Example: item number **PR-3602** + wood suffix **-BB** = **PR-3602-BB**

Item	Description	Dimensions	inches			List Price							
			l	d	h		-BB	-MM	-OA	-WW	-ZZ	-LAM	-AY
PR-3602	96" x 24" x 36" Table	Overall	96	24	36		Beech	Maple	Oak	Walnut	Zebrano	Laminate	Acrylic (white only)
<i>UNITS ARE SHIPPED AS ONE COMPLETE PIECE AND CANNOT BE DISASSEMBLED AT TIME OF DELIVERY</i>													
			5426	5426	5426	5426	5426	5426	5426	5426	5426	5426	11199



Item	Description	Dimensions	inches			List Price							
			l	d	h		-BB	-MM	-OA	-WW	-ZZ	-LAM	-AY
PR-3603	119" x 24" x 36" Table	Overall	119	24	36		Beech	Maple	Oak	Walnut	Zebrano	Laminate	Acrylic (white only)
<i>UNITS ARE SHIPPED AS ONE COMPLETE PIECE AND CANNOT BE DISASSEMBLED AT TIME OF DELIVERY</i>													
			5931	5931	5931	5931	5931	5931	5931	5931	5931	5931	13033



Required to Specify

Table Finishes :	Beech	-BB	101 Natural Beech 102 Light Beech 103 Medium Beech 104 Dark Beech	Maple	-MM	201 Natural Maple 202 Light Maple	Oak	-OA	301 Natural Oak 302 Medium Oak 303 Grey Oak 304 Brown Oak
	Walnut	-WW	400 Light Walnut 401 Natural Walnut 402 Medium Walnut	Zebrano	-ZZ	501 Natural Zebrano 502 Dark Zebrano	Acrylic	-AY	White Only
	Laminate	-LAM	Solid Color Top LAM-Antique White LAM-Black LAM-Designer White LAM-Dove Grey LAM-Fashion Grey LAM-Khaki Brown LAM-Linen LAM-Shadow LAM-Steel LAM-Wallaby			Pattern Laminates LAM-Grey Mesh LAM-Pewter LAM-Steel Mesh			Wood Grain Laminates LAM-Fusion Maple LAM-Montana Walnut LAM-Monticello Maple LAM-River Cherry LAM-Wild Cherry

Options (specify only if preferred) - see page 71 for electrical schematics

Power Box Options:

- PR-90PP Electrification in table top / 2 power plugs – \$1139 - If **one** Power unit is ordered it will be placed in the middle of table top.
- PR-90PP Electrification in table top / 2 power plugs – \$2057- If **two** Power units are ordered they will be placed 1/3 of the table length apart.
- PR-90PD Electrification in table top / 2 power / 2 RJ45 Cat.6 – \$1601 - If **one** Power unit is ordered it will be placed in the middle of table top.
- PR-90PD Electrification in table top / 2 power / 2 RJ45 Cat.6 – \$2986 - If **two** Power units are ordered they will be placed 1/3 of the table length apart.
- PR-90PU Electrification in table top / 2 power / 2 charging USB – \$1595- If **one** Power unit is ordered it will be placed in the middle of table top.
- PR-90PU Electrification in table top / 2 power / 2 charging USB – \$2976 - If **two** Power units are ordered they will be placed 1/3 of the table length apart.

Infeed Options:

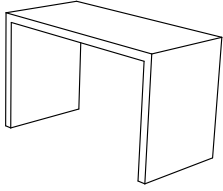
- SPI15-4 End power cord with plug – \$111 - 3.5 meter with 15A power plug
- HWI-4 End power cord for hardwire – \$72 - 3.5 meter for hardwire

36" HIGH TABLES

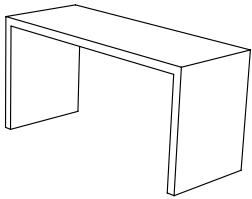
PRAT Table Series

Example: item number **PR-3604** + wood suffix **-BB** = **PR-3604-BB**

Item	Description	Dimensions	inches			List Price							
			l	d	h		-BB	-MM	-OA	-WW	-ZZ	-LAM	-AY
PR-3604	59" x 29" x 36" Table	Overall	59	29	36		Beech	Maple	Oak	Walnut	Zebrano	Laminate	Acrylic (white only)
<i>UNITS ARE SHIPPED AS ONE COMPLETE PIECE AND CANNOT BE DISASSEMBLED AT TIME OF DELIVERY</i>													
						5282	5282	5282	5282	5282	5282	5282	10287



Item	Description	Dimensions	inches			List Price							
			l	d	h		-BB	-MM	-OA	-WW	-ZZ	-LAM	-AY
PR-3605	72" x 29" x 36" Table	Overall	72	29	36		Beech	Maple	Oak	Walnut	Zebrano	Laminate	Acrylic (white only)
<i>UNITS ARE SHIPPED AS ONE COMPLETE PIECE AND CANNOT BE DISASSEMBLED AT TIME OF DELIVERY</i>													
						5594	5594	5594	5594	5594	5594	5594	11083



Required to Specify

Table Finishes :	Beech	-BB	101 Natural Beech 102 Light Beech 103 Medium Beech 104 Dark Beech	Maple	-MM	201 Natural Maple 202 Light Maple	Oak	-OA	301 Natural Oak 302 Medium Oak 303 Grey Oak 304 Brown Oak
	Walnut	-WW	400 Light Walnut 401 Natural Walnut 402 Medium Walnut	Zebrano	-ZZ	501 Natural Zebrano 502 Dark Zebrano	Acrylic	-AY	White Only
	Laminate	-LAM	Solid Color Top LAM-Antique White LAM-Black LAM-Designer White LAM-Dove Grey LAM-Fashion Grey LAM-Khaki Brown LAM-Linen LAM-Shadow LAM-Steel LAM-Wallaby			Pattern Laminates LAM-Grey Mesh LAM-Pewter LAM-Steel Mesh			Wood Grain Laminates LAM-Fusion Maple LAM-Montana Walnut LAM-Monticello Maple LAM-River Cherry LAM-Wild Cherry

Options (specify only if preferred) - see page 71 for electrical schematics

Power Box Options:

- PR-90PP Electrification in table top / 2 power plugs – \$1139 - If **one** Power unit is ordered it will be placed in the middle of table top.
- PR-90PP Electrification in table top / 2 power plugs – \$2057 - If **two** Power units are ordered they will be placed 1/3 of the table length apart.
- PR-90PD Electrification in table top / 2 power / 2 RJ45 Cat.6 – \$1601 - If **one** Power unit is ordered it will be placed in the middle of table top.
- PR-90PD Electrification in table top / 2 power / 2 RJ45 Cat.6 – \$2986 - If **two** Power units are ordered they will be placed 1/3 of the table length apart.
- PR-90PU Electrification in table top / 2 power / 2 charging USB – \$1595 - If **one** Power unit is ordered it will be placed in the middle of table top.
- PR-90PU Electrification in table top / 2 power / 2 charging USB – \$2976 - If **two** Power units are ordered they will be placed 1/3 of the table length apart.

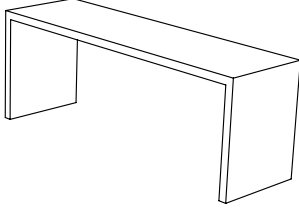
Infeed Options:

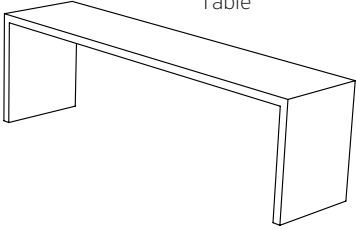
- SPI15-4 End power cord with plug – \$111 - 3.5 meter with 15A power plug
- HWI-4 End power cord for hardwire – \$72 - 3.5 meter for hardwire

36" HIGH TABLES

PRAT Table Series

Example: item number **PR-3606** + wood suffix **-BB** = **PR-3606-BB**

Item	Description	Dimensions	inches						
			l	d	h				
PR-3606	96" x 29" x 36" Table	Overall	96	29	36				
 <p>UNITS ARE SHIPPED AS ONE COMPLETE PIECE AND CANNOT BE DISASSEMBLED AT TIME OF DELIVERY</p>									
	List Price		-BB Beech	-MM Maple	-OA Oak	-WW Walnut	-ZZ Zebrano	-LAM Laminate	-AY Acrylic (white only)
			6234	6234	6234	6234	6234	6234	11734

Item	Description	Dimensions	inches						
			l	d	h				
PR-3607	119" x 29" x 36" Table	Overall	119	29	36				
 <p>UNITS ARE SHIPPED AS ONE COMPLETE PIECE AND CANNOT BE DISASSEMBLED AT TIME OF DELIVERY</p>									
	List Price		-BB Beech	-MM Maple	-OA Oak	-WW Walnut	-ZZ Zebrano	-LAM Laminate	-AY Acrylic (white only)
			6894	6894	6894	6894	6894	6894	13742

Required to Specify

Table Finishes :	Beech	-BB	101 Natural Beech 102 Light Beech 103 Medium Beech 104 Dark Beech	Maple	-MM	201 Natural Maple 202 Light Maple	Oak	-OA	301 Natural Oak 302 Medium Oak 303 Grey Oak 304 Brown Oak
	Walnut	-WW	400 Light Walnut 401 Natural Walnut 402 Medium Walnut	Zebrano	-ZZ	501 Natural Zebrano 502 Dark Zebrano	Acrylic	-AY	White Only
	Laminate	-LAM	Solid Color Top LAM-Antique White LAM-Black LAM-Designer White LAM-Dove Grey LAM-Fashion Grey LAM-Khaki Brown LAM-Linen LAM-Shadow LAM-Steel LAM-Wallaby			Pattern Laminates LAM-Grey Mesh LAM-Pewter LAM-Steel Mesh			Wood Grain Laminates LAM-Fusion Maple LAM-Montana Walnut LAM-Monticello Maple LAM-River Cherry LAM-Wild Cherry

Options (specify only if preferred) - see page 71 for electrical schematics

Power Box Options:

- PR-90PP Electrification in table top / 2 power plugs – \$1139 - If **one** Power unit is ordered it will be placed in the middle of table top.
- PR-90PP Electrification in table top / 2 power plugs – \$2057 - If **two** Power units are ordered they will be placed 1/3 of the table length apart.
- PR-90PD Electrification in table top / 2 power / 2 RJ45 Cat.6 – \$1601 - If **one** Power unit is ordered it will be placed in the middle of table top.
- PR-90PD Electrification in table top / 2 power / 2 RJ45 Cat.6 – \$2986 - If **two** Power units are ordered they will be placed 1/3 of the table length apart.
- PR-90PU Electrification in table top / 2 power / 2 charging USB – \$1595 - If **one** Power unit is ordered it will be placed in the middle of table top.
- PR-90PU Electrification in table top / 2 power / 2 charging USB – \$2976 - If **two** Power units are ordered they will be placed 1/3 of the table length apart.

Infeed Options:

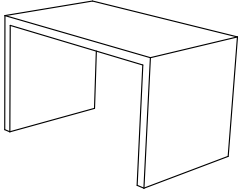
- SPI15-4 End power cord with plug – \$111 - 3.5 meter with 15A power plug
- HWI-4 End power cord for hardwire – \$72 - 3.5 meter for hardwire

36" HIGH TABLES

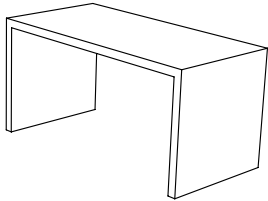
PRAT Table Series

Example: item number **PR-3608** + wood suffix **-BB** = **PR-3608-BB**

Item	Description	Dimensions	inches			List Price							
			l	d	h		-BB	-MM	-OA	-WW	-ZZ	-LAM	-AY
PR-3608	59" x 36" x 36" Table	Overall	59	36	36		Beech	Maple	Oak	Walnut	Zebrano	Laminate	Acrylic (white only)
<i>UNITS ARE SHIPPED AS ONE COMPLETE PIECE AND CANNOT BE DISASSEMBLED AT TIME OF DELIVERY</i>													
						5924	5924	5924	5924	5924	5924	5924	11282



Item	Description	Dimensions	inches			List Price							
			l	d	h		-BB	-MM	-OA	-WW	-ZZ	-LAM	-AY
PR-3609	72" x 36" x 36" Table	Overall	72	36	36		Beech	Maple	Oak	Walnut	Zebrano	Laminate	Acrylic (white only)
<i>UNITS ARE SHIPPED AS ONE COMPLETE PIECE AND CANNOT BE DISASSEMBLED AT TIME OF DELIVERY</i>													
						6406	6406	6406	6406	6406	6406	6406	12307



Required to Specify

Table Finishes :	Beech	-BB	101 Natural Beech 102 Light Beech 103 Medium Beech 104 Dark Beech	Maple	-MM	201 Natural Maple 202 Light Maple	Oak	-OA	301 Natural Oak 302 Medium Oak 303 Grey Oak 304 Brown Oak
	Walnut	-WW	400 Light Walnut 401 Natural Walnut 402 Medium Walnut	Zebrano	-ZZ	501 Natural Zebrano 502 Dark Zebrano	Acrylic	-AY	White Only
	Laminate	-LAM	Solid Color Top LAM-Antique White LAM-Black LAM-Designer White LAM-Dove Grey LAM-Fashion Grey LAM-Khaki Brown LAM-Linen LAM-Shadow LAM-Steel LAM-Wallaby			Pattern Laminates LAM-Grey Mesh LAM-Pewter LAM-Steel Mesh			Wood Grain Laminates LAM-Fusion Maple LAM-Montana Walnut LAM-Monticello Maple LAM-River Cherry LAM-Wild Cherry

Options (specify only if preferred) - see page 71 for electrical schematics

Power Box Options:

- PR-90PP Electrification in table top / 2 power plugs – \$1139 - If one Power unit is ordered it will be placed in the middle of table top.
- PR-90PP Electrification in table top / 2 power plugs – \$2057 If two Power units are ordered they will be placed 1/3 of the table length apart.
- PR-90PD Electrification in table top / 2 power / 2 RJ45 Cat.6 – \$1601 - If one Power unit is ordered it will be placed in the middle of table top.
- PR-90PD Electrification in table top / 2 power / 2 RJ45 Cat.6 – \$2986 - If two Power units are ordered they will be placed 1/3 of the table length apart.
- PR-90PU Electrification in table top / 2 power / 2 charging USB – \$1595- If one Power unit is ordered it will be placed in the middle of table top.
- PR-90PU Electrification in table top / 2 power / 2 charging USB – \$2976 - If two Power units are ordered they will be placed 1/3 of the table length apart.

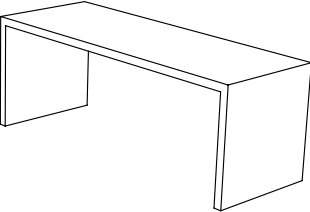
Infeed Options:

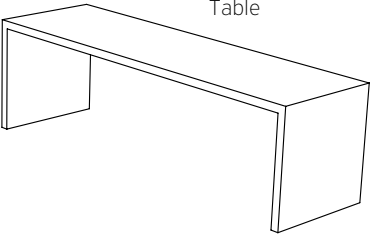
- SPI15-4 End power cord with plug – \$111 - 3.5 meter with 15A power plug
- HWI-4 End power cord for hardwire – \$72 - 3.5 meter for hardwire

36" HIGH TABLES

PRAT Table Series

Example: item number **PR-3610** + wood suffix **-BB** = **PR-3610-BB**

Item	Description	Dimensions	inches						
			l	d	h				
PR-3610	96" x 36" x 36" Table	Overall	96	36	36				
 <p>UNITS ARE SHIPPED AS ONE COMPLETE PIECE AND CANNOT BE DISASSEMBLED AT TIME OF DELIVERY</p>									
List Price			-BB Beech	-MM Maple	-OA Oak	-WW Walnut	-ZZ Zebrano	-LAM Laminate	-AY Acrylic (white only)
			7158	7158	7158	7158	7158	7158	13103

Item	Description	Dimensions	inches						
			l	d	h				
PR-3611	119" x 36" x 36" Table	Overall	119	36	36				
 <p>UNITS ARE SHIPPED AS ONE COMPLETE PIECE AND CANNOT BE DISASSEMBLED AT TIME OF DELIVERY</p>									
List Price			-BB Beech	-MM Maple	-OA Oak	-WW Walnut	-ZZ Zebrano	-LAM Laminate	-AY Acrylic (white only)
			7796	7796	7796	7796	7796	7796	14937

Required to Specify

Table Finishes :	Beech	-BB	101 Natural Beech 102 Light Beech 103 Medium Beech 104 Dark Beech	Maple	-MM	201 Natural Maple 202 Light Maple	Oak	-OA	301 Natural Oak 302 Medium Oak 303 Grey Oak 304 Brown Oak
	Walnut	-WW	400 Light Walnut 401 Natural Walnut 402 Medium Walnut	Zebrano	-ZZ	501 Natural Zebrano 502 Dark Zebrano	Acrylic	-AY	White Only
	Laminate	-LAM	Solid Color Top LAM-Antique White LAM-Black LAM-Designer White LAM-Dove Grey LAM-Fashion Grey LAM-Khaki Brown LAM-Linen LAM-Shadow LAM-Steel LAM-Wallaby			Pattern Laminates LAM-Grey Mesh LAM-Pewter LAM-Steel Mesh			Wood Grain Laminates LAM-Fusion Maple LAM-Montana Walnut LAM-Monticello Maple LAM-River Cherry LAM-Wild Cherry

Options (specify only if preferred) - see page 71 for electrical schematics

Power Box Options:

- PR-90PP Electrification in table top / 2 power plugs – \$1139 - If **one** Power unit is ordered it will be placed in the middle of table top.
- PR-90PP Electrification in table top / 2 power plugs – \$2057 - If **two** Power units are ordered they will be placed 1/3 of the table length apart.
- PR-90PD Electrification in table top / 2 power / 2 RJ45 Cat.6 – \$1601 - If **one** Power unit is ordered it will be placed in the middle of table top.
- PR-90PD Electrification in table top / 2 power / 2 RJ45 Cat.6 – \$2986 - If **two** Power units are ordered they will be placed 1/3 of the table length apart.
- PR-90PU Electrification in table top / 2 power / 2 charging USB – \$1595 - If **one** Power unit is ordered it will be placed in the middle of table top.
- PR-90PU Electrification in table top / 2 power / 2 charging USB – \$2976 - If **two** Power units are ordered they will be placed 1/3 of the table length apart.

Infeed Options:

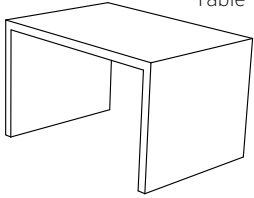
- SPI5-4 End power cord with plug – \$111 - 3.5 meter with 15A power plug
- HWI-4 End power cord for hardwire – \$72 - 3.5 meter for hardwire

36" HIGH TABLES

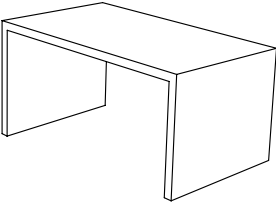
PRAT Table Series

Example: item number **PR-3612** + wood suffix **-BB** = **PR-3612-BB**

Item	Description	Dimensions	inches									
			l	d	h							
PR-3612	59" x 42" x 36" Table	Overall	59	42	36							
<i>UNITS ARE SHIPPED AS ONE COMPLETE PIECE AND CANNOT BE DISASSEMBLED AT TIME OF DELIVERY</i>												
			-BB Beech	-MM Maple	-OA Oak	-WW Walnut	-ZZ Zebrano	-LAM Laminate				-AY Acrylic (white only)
	List Price		6477	6477	6477	6477	6477	6477				12278



Item	Description	Dimensions	inches									
			l	d	h							
PR-3613	72" x 42" x 36" Table	Overall	72	42	36							
<i>UNITS ARE SHIPPED AS ONE COMPLETE PIECE AND CANNOT BE DISASSEMBLED AT TIME OF DELIVERY</i>												
			-BB Beech	-MM Maple	-OA Oak	-WW Walnut	-ZZ Zebrano	-LAM Laminate				-AY Acrylic (white only)
	List Price		6996	6996	6996	6996	6996	6996				13530



Required to Specify

Table Finishes :	Beech	-BB	101 Natural Beech 102 Light Beech 103 Medium Beech 104 Dark Beech	Maple	-MM	201 Natural Maple 202 Light Maple	Oak	-OA	301 Natural Oak 302 Medium Oak 303 Grey Oak 304 Brown Oak
	Walnut	-WW	400 Light Walnut 401 Natural Walnut 402 Medium Walnut	Zebrano	-ZZ	501 Natural Zebrano 502 Dark Zebrano	Acrylic	-AY	White Only
	Laminate	-LAM	Solid Color Top LAM-Antique White LAM-Black LAM-Designer White LAM-Dove Grey LAM-Fashion Grey LAM-Khaki Brown LAM-Linen LAM-Shadow LAM-Steel LAM-Wallaby			Pattern Laminates LAM-Grey Mesh LAM-Pewter LAM-Steel Mesh			Wood Grain Laminates LAM-Fusion Maple LAM-Montana Walnut LAM-Monticello Maple LAM-River Cherry LAM-Wild Cherry

Options (specify only if preferred) - see page 71 for electrical schematics

Power Box Options:

- PR-90PP Electrification in table top / 2 power plugs – \$1139 - If **one** Power unit is ordered it will be placed in the middle of table top.
- PR-90PP Electrification in table top / 2 power plugs – \$2057 - If **two** Power units are ordered they will be placed 1/3 of the table length apart.
- PR-90PD Electrification in table top / 2 power / 2 RJ45 Cat.6 – \$1601 - If **one** Power unit is ordered it will be placed in the middle of table top.
- PR-90PD Electrification in table top / 2 power / 2 RJ45 Cat.6 – \$2986 - If **two** Power units are ordered they will be placed 1/3 of the table length apart.
- PR-90PU Electrification in table top / 2 power / 2 charging USB – \$1595 - If **one** Power unit is ordered it will be placed in the middle of table top.
- PR-90PU Electrification in table top / 2 power / 2 charging USB – \$2976 - If **two** Power units are ordered they will be placed 1/3 of the table length apart.

Infeed Options:

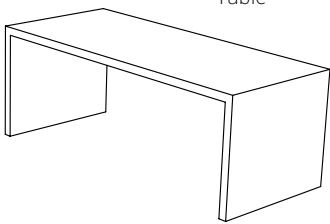
- SPI15-4 End power cord with plug – \$111 - 3.5 meter with 15A power plug
- HWI-4 End power cord for hardwire – \$72 - 3.5 meter for hardwire

36" HIGH TABLES

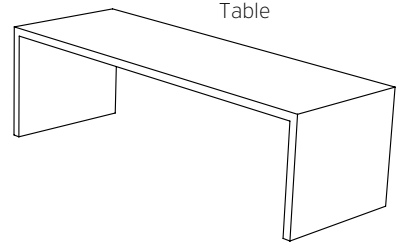
PRAT Table Series

Example: item number **PR-3614** + wood suffix **-BB** = **PR-3614-BB**

Item	Description	Dimensions	inches						
			l	d	h				
PR-3614	96" x 42" x 36" Table	Overall	96	42	36				
<i>UNITS ARE SHIPPED AS ONE COMPLETE PIECE AND CANNOT BE DISASSEMBLED AT TIME OF DELIVERY</i>									
List Price									
			-BB Beech	-MM Maple	-OA Oak	-WW Walnut	-ZZ Zebrano	-LAM Laminate	-AY Acrylic (white only)
			7820	7820	7820	7820	7820	7820	14472



Item	Description	Dimensions	inches						
			l	d	h				
PR-3615	119" x 42" x 36" Table	Overall	119	42	36				
<i>UNITS ARE SHIPPED AS ONE COMPLETE PIECE AND CANNOT BE DISASSEMBLED AT TIME OF DELIVERY</i>									
List Price									
			-BB Beech	-MM Maple	-OA Oak	-WW Walnut	-ZZ Zebrano	-LAM Laminate	-AY Acrylic (white only)
			8567	8567	8567	8567	8567	8567	16134



Required to Specify

Table Finishes :	Beech	-BB	101 Natural Beech 102 Light Beech 103 Medium Beech 104 Dark Beech	Maple	-MM	201 Natural Maple 202 Light Maple	Oak	-OA	301 Natural Oak 302 Medium Oak 303 Grey Oak 304 Brown Oak
	Walnut	-WW	400 Light Walnut 401 Natural Walnut 402 Medium Walnut	Zebrano	-ZZ	501 Natural Zebrano 502 Dark Zebrano	Acrylic	-AY	White Only
	Laminate	-LAM	Solid Color Top LAM-Antique White LAM-Black LAM-Designer White LAM-Dove Grey LAM-Fashion Grey LAM-Khaki Brown LAM-Linen LAM-Shadow LAM-Steel LAM-Wallaby			Pattern Laminates LAM-Grey Mesh LAM-Pewter LAM-Steel Mesh			Wood Grain Laminates LAM-Fusion Maple LAM-Montana Walnut LAM-Monticello Maple LAM-River Cherry LAM-Wild Cherry

Options (specify only if preferred) - see page 71 for electrical schematics

Power Box Options:

- PR-90PP Electrification in table top / 2 power plugs – \$1139 - If **one** Power unit is ordered it will be placed in the middle of table top.
- PR-90PP Electrification in table top / 2 power plugs – \$2057- If **two** Power units are ordered they will be placed 1/3 of the table length apart.
- PR-90PD Electrification in table top / 2 power / 2 RJ45 Cat.6 – \$1601 - If **one** Power unit is ordered it will be placed in the middle of table top.
- PR-90PD Electrification in table top / 2 power / 2 RJ45 Cat.6 – \$2986 - If **two** Power units are ordered they will be placed 1/3 of the table length apart.
- PR-90PU Electrification in table top / 2 power / 2 charging USB – \$1595- If **one** Power unit is ordered it will be placed in the middle of table top.
- PR-90PU Electrification in table top / 2 power / 2 charging USB – \$2976 - If **two** Power units are ordered they will be placed 1/3 of the table length apart.

Infeed Options:

- SPI15-4 End power cord with plug – \$111 - 3.5 meter with 15A power plug
- HWI-4 End power cord for hardwire – \$72 - 3.5 meter for hardwire

42" HIGH TABLES

PRAT Table Series

Example: item number **PR-4200** + wood suffix **-BB** = **PR-4200-BB**

Item	Description	Dimensions	inches			List Price							
			l	d	h		-BB	-MM	-OA	-WW	-ZZ	-LAM	-AY
PR-4200	59" x 24" x 42" Table	Overall	59	24	42		Beech	Maple	Oak	Walnut	Zebrano	Laminate	Acrylic (white only)
<i>UNITS ARE SHIPPED AS ONE COMPLETE PIECE AND CANNOT BE DISASSEMBLED AT TIME OF DELIVERY</i>													
			4932	4932	4932	4932	4932	4932	4932	4932	4932	4932	10078

Item	Description	Dimensions	inches			List Price							
			l	d	h		-BB	-MM	-OA	-WW	-ZZ	-LAM	-AY
PR-4201	72" x 24" x 42" Table	Overall	72	24	42		Beech	Maple	Oak	Walnut	Zebrano	Laminate	Acrylic (white only)
<i>UNITS ARE SHIPPED AS ONE COMPLETE PIECE AND CANNOT BE DISASSEMBLED AT TIME OF DELIVERY</i>													
			5116	5116	5116	5116	5116	5116	5116	5116	5116	5116	10757

Required to Specify

Table Finishes :	Beech	-BB	101 Natural Beech 102 Light Beech 103 Medium Beech 104 Dark Beech	Maple	-MM	201 Natural Maple 202 Light Maple	Oak	-OA	301 Natural Oak 302 Medium Oak 303 Grey Oak 304 Brown Oak
	Walnut	-WW	400 Light Walnut 401 Natural Walnut 402 Medium Walnut	Zebrano	-ZZ	501 Natural Zebrano 502 Dark Zebrano	Acrylic	-AY	White Only
	Laminate	-LAM	Solid Color Top LAM-Antique White LAM-Black LAM-Designer White LAM-Dove Grey LAM-Fashion Grey LAM-Khaki Brown LAM-Linen LAM-Shadow LAM-Steel LAM-Wallaby			Pattern Laminates LAM-Grey Mesh LAM-Pewter LAM-Steel Mesh			Wood Grain Laminates LAM-Fusion Maple LAM-Montana Walnut LAM-Monticello Maple LAM-River Cherry LAM-Wild Cherry

Options (specify only if preferred) - see page 71 for electrical schematics

Power Box Options:

- PR-90PP Electrification in table top / 2 power plugs – \$1139 - If **one** Power unit is ordered it will be placed in the middle of table top.
- PR-90PP Electrification in table top / 2 power plugs – \$2057 - If **two** Power units are ordered they will be placed 1/3 of the table length apart.
- PR-90PD Electrification in table top / 2 power / 2 RJ45 Cat.6 – \$1601 - If **one** Power unit is ordered it will be placed in the middle of table top.
- PR-90PD Electrification in table top / 2 power / 2 RJ45 Cat.6 – \$2986 - If **two** Power units are ordered they will be placed 1/3 of the table length apart.
- PR-90PU Electrification in table top / 2 power / 2 charging USB – \$1595 - If **one** Power unit is ordered it will be placed in the middle of table top.
- PR-90PU Electrification in table top / 2 power / 2 charging USB – \$2976 - If **two** Power units are ordered they will be placed 1/3 of the table length apart.

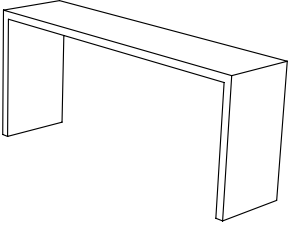
Infeed Options:

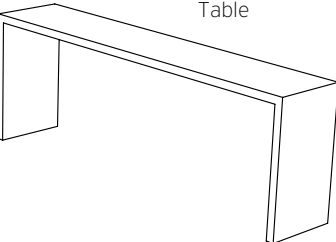
- SPI15-4 End power cord with plug – \$111 - 3.5 meter with 15A power plug
- HWI-4 End power cord for hardwire – \$72 - 3.5 meter for hardwire

42" HIGH TABLES

PRAT Table Series

Example: item number **PR-4202** + wood suffix **-BB** = **PR-4202-BB**

Item	Description	Dimensions	inches						
			l	d	h				
PR-4202	96" x 24" x 42" Table	Overall	96	24	42				
<i>UNITS ARE SHIPPED AS ONE COMPLETE PIECE AND CANNOT BE DISASSEMBLED AT TIME OF DELIVERY</i>									
									
	List Price		-BB Beech	-MM Maple	-OA Oak	-WW Walnut	-ZZ Zebrano	-LAM Laminate	-AY Acrylic (white only)
			5609	5609	5609	5609	5609	5609	11301

Item	Description	Dimensions	inches						
			l	d	h				
PR-4203	119" x 24" x 42" Table	Overall	119	24	42				
<i>UNITS ARE SHIPPED AS ONE COMPLETE PIECE AND CANNOT BE DISASSEMBLED AT TIME OF DELIVERY</i>									
									
	List Price		-BB Beech	-MM Maple	-OA Oak	-WW Walnut	-ZZ Zebrano	-LAM Laminate	-AY Acrylic (white only)
			6154	6154	6154	6154	6154	6154	13278

Required to Specify

Table Finishes :	Beech	-BB	101 Natural Beech 102 Light Beech 103 Medium Beech 104 Dark Beech	Maple	-MM	201 Natural Maple 202 Light Maple	Oak	-OA	301 Natural Oak 302 Medium Oak 303 Grey Oak 304 Brown Oak
	Walnut	-WW	400 Light Walnut 401 Natural Walnut 402 Medium Walnut	Zebrano	-ZZ	501 Natural Zebrano 502 Dark Zebrano	Acrylic	-AY	White Only
	Laminate	-LAM	Solid Color Top LAM-Antique White LAM-Black LAM-Designer White LAM-Dove Grey LAM-Fashion Grey LAM-Khaki Brown LAM-Linen LAM-Shadow LAM-Steel LAM-Wallaby			Pattern Laminates LAM-Grey Mesh LAM-Pewter LAM-Steel Mesh			Wood Grain Laminates LAM-Fusion Maple LAM-Montana Walnut LAM-Monticello Maple LAM-River Cherry LAM-Wild Cherry

Options (specify only if preferred) - see page 71 for electrical schematics

Power Box Options:

- PR-90PP Electrification in table top / 2 power plugs – \$1139 - If **one** Power unit is ordered it will be placed in the middle of table top.
- PR-90PP Electrification in table top / 2 power plugs – \$2057- If **two** Power units are ordered they will be placed 1/3 of the table length apart.
- PR-90PD Electrification in table top / 2 power / 2 RJ45 Cat.6 – \$1601 - If **one** Power unit is ordered it will be placed in the middle of table top.
- PR-90PD Electrification in table top / 2 power / 2 RJ45 Cat.6 – \$2986 - If **two** Power units are ordered they will be placed 1/3 of the table length apart.
- PR-90PU Electrification in table top / 2 power / 2 charging USB – \$1595- If **one** Power unit is ordered it will be placed in the middle of table top.
- PR-90PU Electrification in table top / 2 power / 2 charging USB – \$2976 - If **two** Power units are ordered they will be placed 1/3 of the table length apart.

Infeed Options:

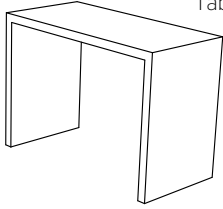
- SPI15-4 End power cord with plug – \$111 - 3.5 meter with 15A power plug
- HWI-4 End power cord for hardwire – \$72 - 3.5 meter for hardwire

42" HIGH TABLES

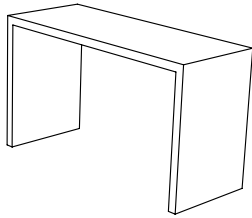
PRAT Table Series

Example: item number **PR-4204** + wood suffix **-BB** = **PR-4204-BB**

Item	Description	Dimensions	inches			List Price							
			l	d	h		-BB	-MM	-OA	-WW	-ZZ	-LAM	-AY
PR-4204	59" x 29" x 42" Table	Overall	59	29	42		Beech	Maple	Oak	Walnut	Zebrano	Laminate	Acrylic (white only)
<i>UNITS ARE SHIPPED AS ONE COMPLETE PIECE AND CANNOT BE DISASSEMBLED AT TIME OF DELIVERY</i>													
			5499	5499	5499	5499	5499	5499	5499	5499	5499	5499	10501



Item	Description	Dimensions	inches			List Price							
			l	d	h		-BB	-MM	-OA	-WW	-ZZ	-LAM	-AY
PR-4205	72" x 29" x 42" Table	Overall	72	29	42		Beech	Maple	Oak	Walnut	Zebrano	Laminate	Acrylic (white only)
<i>UNITS ARE SHIPPED AS ONE COMPLETE PIECE AND CANNOT BE DISASSEMBLED AT TIME OF DELIVERY</i>													
			5817	5817	5817	5817	5817	5817	5817	5817	5817	5817	11293



Required to Specify

Table Finishes :	Beech	-BB	101 Natural Beech 102 Light Beech 103 Medium Beech 104 Dark Beech	Maple	-MM	201 Natural Maple 202 Light Maple	Oak	-OA	301 Natural Oak 302 Medium Oak 303 Grey Oak 304 Brown Oak
	Walnut	-WW	400 Light Walnut 401 Natural Walnut 402 Medium Walnut	Zebrano	-ZZ	501 Natural Zebrano 502 Dark Zebrano	Acrylic	-AY	White Only
	Laminate	-LAM	Solid Color Top LAM-Antique White LAM-Black LAM-Designer White LAM-Dove Grey LAM-Fashion Grey LAM-Khaki Brown LAM-Linen LAM-Shadow LAM-Steel LAM-Wallaby			Pattern Laminates LAM-Grey Mesh LAM-Pewter LAM-Steel Mesh			Wood Grain Laminates LAM-Fusion Maple LAM-Montana Walnut LAM-Monticello Maple LAM-River Cherry LAM-Wild Cherry

Options (specify only if preferred) - see page 71 for electrical schematics

Power Box Options:

- PR-90PP Electrification in table top / 2 power plugs – \$1139 - If **one** Power unit is ordered it will be placed in the middle of table top.
- PR-90PP Electrification in table top / 2 power plugs – \$2057 - If **two** Power units are ordered they will be placed 1/3 of the table length apart.
- PR-90PD Electrification in table top / 2 power / 2 RJ45 Cat.6 – \$1601 - If **one** Power unit is ordered it will be placed in the middle of table top.
- PR-90PD Electrification in table top / 2 power / 2 RJ45 Cat.6 – \$2986 - If **two** Power units are ordered they will be placed 1/3 of the table length apart.
- PR-90PU Electrification in table top / 2 power / 2 charging USB – \$1595 - If **one** Power unit is ordered it will be placed in the middle of table top.
- PR-90PU Electrification in table top / 2 power / 2 charging USB – \$2976 - If **two** Power units are ordered they will be placed 1/3 of the table length apart.

Infeed Options:

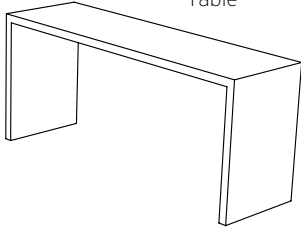
- SPI15-4 End power cord with plug – \$111 - 3.5 meter with 15A power plug
- HWI-4 End power cord for hardwire – \$72 - 3.5 meter for hardwire

42" HIGH TABLES

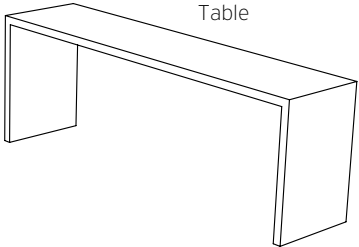
PRAT Table Series

Example: item number **PR-4206** + wood suffix **-BB** = **PR-4206-BB**

Item	Description	Dimensions	inches			List Price			
			l	d	h				
PR-4206	96" x 29" x 42" Table	Overall	96	29	42				
<i>UNITS ARE SHIPPED AS ONE COMPLETE PIECE AND CANNOT BE DISASSEMBLED AT TIME OF DELIVERY</i>									
			-BB Beech	-MM Maple	-OA Oak	-WW Walnut	-ZZ Zebrano	-LAM Laminate	-AY Acrylic (white only)
			6472	6472	6472	6472	6472	6472	11922



Item	Description	Dimensions	inches			List Price			
			l	d	h				
PR-4207	119" x 29" x 42" Table	Overall	119	29	42				
<i>UNITS ARE SHIPPED AS ONE COMPLETE PIECE AND CANNOT BE DISASSEMBLED AT TIME OF DELIVERY</i>									
			-BB Beech	-MM Maple	-OA Oak	-WW Walnut	-ZZ Zebrano	-LAM Laminate	-AY Acrylic (white only)
			7162	7162	7162	7162	7162	7162	14031



Required to Specify

Table Finishes :	Beech	-BB	101 Natural Beech 102 Light Beech 103 Medium Beech 104 Dark Beech	Maple	-MM	201 Natural Maple 202 Light Maple	Oak	-OA	301 Natural Oak 302 Medium Oak 303 Grey Oak 304 Brown Oak
	Walnut	-WW	400 Light Walnut 401 Natural Walnut 402 Medium Walnut	Zebrano	-ZZ	501 Natural Zebrano 502 Dark Zebrano	Acrylic	-AY	White Only
	Laminate	-LAM	Solid Color Top LAM-Antique White LAM-Black LAM-Designer White LAM-Dove Grey LAM-Fashion Grey LAM-Khaki Brown LAM-Linen LAM-Shadow LAM-Steel LAM-Wallaby			Pattern Laminates LAM-Grey Mesh LAM-Pewter LAM-Steel Mesh			Wood Grain Laminates LAM-Fusion Maple LAM-Montana Walnut LAM-Monticello Maple LAM-River Cherry LAM-Wild Cherry

Options (specify only if preferred) - see page 71 for electrical schematics

Power Box Options:

- PR-90PP Electrification in table top / 2 power plugs – \$1139 - If **one** Power unit is ordered it will be placed in the middle of table top.
- PR-90PP Electrification in table top / 2 power plugs – \$2057 - If **two** Power units are ordered they will be placed 1/3 of the table length apart.
- PR-90PD Electrification in table top / 2 power / 2 RJ45 Cat.6 – \$1601 - If **one** Power unit is ordered it will be placed in the middle of table top.
- PR-90PD Electrification in table top / 2 power / 2 RJ45 Cat.6 – \$2986 - If **two** Power units are ordered they will be placed 1/3 of the table length apart.
- PR-90PU Electrification in table top / 2 power / 2 charging USB – \$1595 - If **one** Power unit is ordered it will be placed in the middle of table top.
- PR-90PU Electrification in table top / 2 power / 2 charging USB – \$2976 - If **two** Power units are ordered they will be placed 1/3 of the table length apart.

Infeed Options:

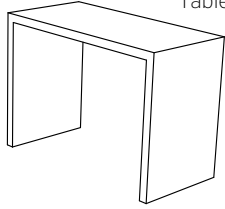
- SPI15-4 End power cord with plug – \$111 - 3.5 meter with 15A power plug
- HWI-4 End power cord for hardwire – \$72 - 3.5 meter for hardwire

42" HIGH TABLES

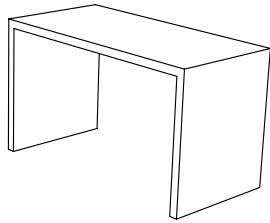
PRAT Table Series

Example: item number **PR-4208** + wood suffix **-BB** = **PR-4208-BB**

Item	Description	Dimensions	inches									
			l	d	h							
PR-4208	59" x 36" x 42" Table	Overall	59	36	42							
<i>UNITS ARE SHIPPED AS ONE COMPLETE PIECE AND CANNOT BE DISASSEMBLED AT TIME OF DELIVERY</i>												
		List Price	-BB Beech	-MM Maple	-OA Oak	-WW Walnut	-ZZ Zebrano	-LAM Laminate				-AY Acrylic (white only)
			6178	6178	6178	6178	6178	6178				11520



Item	Description	Dimensions	inches									
			l	d	h							
PR-4209	72" x 36" x 42" Table	Overall	72	36	42							
<i>UNITS ARE SHIPPED AS ONE COMPLETE PIECE AND CANNOT BE DISASSEMBLED AT TIME OF DELIVERY</i>												
		List Price	-BB Beech	-MM Maple	-OA Oak	-WW Walnut	-ZZ Zebrano	-LAM Laminate				-AY Acrylic (white only)
			6675	6675	6675	6675	6675	6675				12620



Required to Specify

Table Finishes :	Beech	-BB	101 Natural Beech 102 Light Beech 103 Medium Beech 104 Dark Beech	Maple	-MM	201 Natural Maple 202 Light Maple	Oak	-OA	301 Natural Oak 302 Medium Oak 303 Grey Oak 304 Brown Oak
	Walnut	-WW	400 Light Walnut 401 Natural Walnut 402 Medium Walnut	Zebrano	-ZZ	501 Natural Zebrano 502 Dark Zebrano	Acrylic	-AY	White Only
	Laminate	-LAM	Solid Color Top LAM-Antique White LAM-Black LAM-Designer White LAM-Dove Grey LAM-Fashion Grey LAM-Khaki Brown LAM-Linen LAM-Shadow LAM-Steel LAM-Wallaby			Pattern Laminates LAM-Grey Mesh LAM-Pewter LAM-Steel Mesh			Wood Grain Laminates LAM-Fusion Maple LAM-Montana Walnut LAM-Monticello Maple LAM-River Cherry LAM-Wild Cherry

Options (specify only if preferred) - see page 71 for electrical schematics

Power Box Options:

- PR-90PP Electrification in table top / 2 power plugs – \$1139 - If **one** Power unit is ordered it will be placed in the middle of table top.
- PR-90PP Electrification in table top / 2 power plugs – \$2057 - If **two** Power units are ordered they will be placed 1/3 of the table length apart.
- PR-90PD Electrification in table top / 2 power / 2 RJ45 Cat.6 – \$1601 - If **one** Power unit is ordered it will be placed in the middle of table top.
- PR-90PD Electrification in table top / 2 power / 2 RJ45 Cat.6 – \$2986 - If **two** Power units are ordered they will be placed 1/3 of the table length apart.
- PR-90PU Electrification in table top / 2 power / 2 charging USB – \$1595- If **one** Power unit is ordered it will be placed in the middle of table top.
- PR-90PU Electrification in table top / 2 power / 2 charging USB – \$2976 - If **two** Power units are ordered they will be placed 1/3 of the table length apart.

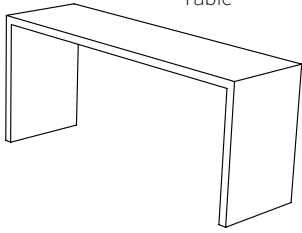
Infeed Options:

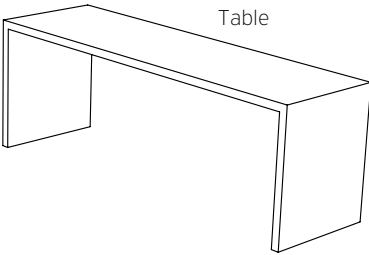
- SPI15-4 End power cord with plug – \$111 - 3.5 meter with 15A power plug
- HWI-4 End power cord for hardwire – \$72 - 3.5 meter for hardwire

42" HIGH TABLES

PRAT Table Series

Example: item number **PR-4210** + wood suffix **-BB** = **PR-4210-BB**

Item	Description	Dimensions	inches						
			l	d	h				
PR-4210	96" x 36" x 42" Table	Overall	96	36	42				
 <p style="text-align: center;"><i>UNITS ARE SHIPPED AS ONE COMPLETE PIECE AND CANNOT BE DISASSEMBLED AT TIME OF DELIVERY</i></p>									
	List Price		-BB Beech	-MM Maple	-OA Oak	-WW Walnut	-ZZ Zebrano	-LAM Laminate	-AY Acrylic (white only)
			7425	7425	7425	7425	7425	7425	13698

Item	Description	Dimensions	inches						
			l	d	h				
PR-4211	119" x 36" x 42" Table	Overall	119	36	42				
 <p style="text-align: center;"><i>UNITS ARE SHIPPED AS ONE COMPLETE PIECE AND CANNOT BE DISASSEMBLED AT TIME OF DELIVERY</i></p>									
	List Price		-BB Beech	-MM Maple	-OA Oak	-WW Walnut	-ZZ Zebrano	-LAM Laminate	-AY Acrylic (white only)
			8067	8067	8067	8067	8067	8067	15207

Required to Specify

Table Finishes :	Beech	-BB	101 Natural Beech 102 Light Beech 103 Medium Beech 104 Dark Beech	Maple	-MM	201 Natural Maple 202 Light Maple	Oak	-OA	301 Natural Oak 302 Medium Oak 303 Grey Oak 304 Brown Oak
	Walnut	-WW	400 Light Walnut 401 Natural Walnut 402 Medium Walnut	Zebrano	-ZZ	501 Natural Zebrano 502 Dark Zebrano	Acrylic	-AY	White Only
	Laminate	-LAM	Solid Color Top LAM-Antique White LAM-Black LAM-Designer White LAM-Dove Grey LAM-Fashion Grey LAM-Khaki Brown LAM-Linen LAM-Shadow LAM-Steel LAM-Wallaby			Pattern Laminates LAM-Grey Mesh LAM-Pewter LAM-Steel Mesh			Wood Grain Laminates LAM-Fusion Maple LAM-Montana Walnut LAM-Monticello Maple LAM-River Cherry LAM-Wild Cherry

Options (specify only if preferred) - see page 71 for electrical schematics

Power Box Options:

- PR-90PP Electrification in table top / 2 power plugs – \$1139 - If **one** Power unit is ordered it will be placed in the middle of table top.
- PR-90PP Electrification in table top / 2 power plugs – \$2057 - If **two** Power units are ordered they will be placed 1/3 of the table length apart.
- PR-90PD Electrification in table top / 2 power / 2 RJ45 Cat.6 – \$1601 - If **one** Power unit is ordered it will be placed in the middle of table top.
- PR-90PD Electrification in table top / 2 power / 2 RJ45 Cat.6 – \$2986 - If **two** Power units are ordered they will be placed 1/3 of the table length apart.
- PR-90PU Electrification in table top / 2 power / 2 charging USB – \$1595 - If **one** Power unit is ordered it will be placed in the middle of table top.
- PR-90PU Electrification in table top / 2 power / 2 charging USB – \$2976 - If **two** Power units are ordered they will be placed 1/3 of the table length apart.

Infeed Options:

- SPI15-4 End power cord with plug – \$111 - 3.5 meter with 15A power plug
- HWI-4 End power cord for hardwire – \$72 - 3.5 meter for hardwire

42" HIGH TABLES

PRAT Table Series

Example: item number **PR-4212** + wood suffix **-BB** = **PR-4212-BB**

Item	Description	Dimensions	inches						
			l	d	h				
PR-4212	59" x 42" x 42" Table	Overall	59	42	42				
<i>UNITS ARE SHIPPED AS ONE COMPLETE PIECE AND CANNOT BE DISASSEMBLED AT TIME OF DELIVERY</i>									
List Price									
			-BB Beech	-MM Maple	-OA Oak	-WW Walnut	-ZZ Zebrano	-LAM Laminate	-AY Acrylic (white only)
			6874	6874	6874	6874	6874	6874	12539

Item	Description	Dimensions	inches						
			l	d	h				
PR-4213	72" x 42" x 42" Table	Overall	72	42	42				
<i>UNITS ARE SHIPPED AS ONE COMPLETE PIECE AND CANNOT BE DISASSEMBLED AT TIME OF DELIVERY</i>									
List Price									
			-BB Beech	-MM Maple	-OA Oak	-WW Walnut	-ZZ Zebrano	-LAM Laminate	-AY Acrylic (white only)
			7355	7355	7355	7355	7355	7355	13948

Required to Specify

Table Finishes :	Beech	-BB	101 Natural Beech 102 Light Beech 103 Medium Beech 104 Dark Beech	Maple	-MM	201 Natural Maple 202 Light Maple	Oak	-OA	301 Natural Oak 302 Medium Oak 303 Grey Oak 304 Brown Oak
	Walnut	-WW	400 Light Walnut 401 Natural Walnut 402 Medium Walnut	Zebrano	-ZZ	501 Natural Zebrano 502 Dark Zebrano	Acrylic	-AY	White Only
	Laminate	-LAM	Solid Color Top LAM-Antique White LAM-Black LAM-Designer White LAM-Dove Grey LAM-Fashion Grey LAM-Khaki Brown LAM-Linen LAM-Shadow LAM-Steel LAM-Wallaby			Pattern Laminates LAM-Grey Mesh LAM-Pewter LAM-Steel Mesh			Wood Grain Laminates LAM-Fusion Maple LAM-Montana Walnut LAM-Monticello Maple LAM-River Cherry LAM-Wild Cherry

Options (specify only if preferred) - see page 71 for electrical schematics

Power Box Options:

- PR-90PP Electrification in table top / 2 power plugs – \$1139 - If **one** Power unit is ordered it will be placed in the middle of table top.
- PR-90PP Electrification in table top / 2 power plugs – \$2057 - If **two** Power units are ordered they will be placed 1/3 of the table length apart.
- PR-90PD Electrification in table top / 2 power / 2 RJ45 Cat.6 – \$1601 - If **one** Power unit is ordered it will be placed in the middle of table top.
- PR-90PD Electrification in table top / 2 power / 2 RJ45 Cat.6 – \$2986 - If **two** Power units are ordered they will be placed 1/3 of the table length apart.
- PR-90PU Electrification in table top / 2 power / 2 charging USB – \$1595 - If **one** Power unit is ordered it will be placed in the middle of table top.
- PR-90PU Electrification in table top / 2 power / 2 charging USB – \$2976 - If **two** Power units are ordered they will be placed 1/3 of the table length apart.

Infeed Options:

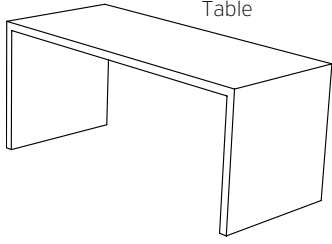
- SPI15-4 End power cord with plug – \$111 - 3.5 meter with 15A power plug
- HWI-4 End power cord for hardwire – \$72 - 3.5 meter for hardwire

42" HIGH TABLES

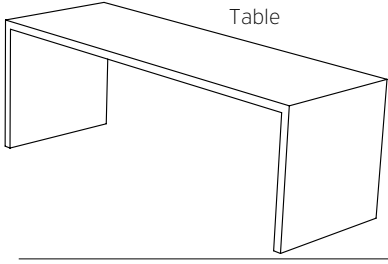
PRAT Table Series

Example: item number **PR-4214** + wood suffix **-BB** = **PR-4214-BB**

Item	Description	Dimensions	inches						
			l	d	h				
PR-4214	96" x 42" x 42" Table	Overall	96	42	42				
<i>UNITS ARE SHIPPED AS ONE COMPLETE PIECE AND CANNOT BE DISASSEMBLED AT TIME OF DELIVERY</i>									
List Price			-BB Beech	-MM Maple	-OA Oak	-WW Walnut	-ZZ Zebrano	-LAM Laminate	-AY Acrylic (white only)
			8159	8159	8159	8159	8159	8159	15473



Item	Description	Dimensions	inches						
			l	d	h				
PR-4215	119" x 42" x 42" Table	Overall	119	42	42				
<i>UNITS ARE SHIPPED AS ONE COMPLETE PIECE AND CANNOT BE DISASSEMBLED AT TIME OF DELIVERY</i>									
List Price			-BB Beech	-MM Maple	-OA Oak	-WW Walnut	-ZZ Zebrano	-LAM Laminate	-AY Acrylic (white only)
			8947	8947	8947	8947	8947	8947	16382



Required to Specify

Table Finishes :	Beech	-BB	101 Natural Beech 102 Light Beech 103 Medium Beech 104 Dark Beech	Maple	-MM	201 Natural Maple 202 Light Maple	Oak	-OA	301 Natural Oak 302 Medium Oak 303 Grey Oak 304 Brown Oak
	Walnut	-WW	400 Light Walnut 401 Natural Walnut 402 Medium Walnut	Zebrano	-ZZ	501 Natural Zebrano 502 Dark Zebrano	Acrylic	-AY	White Only
	Laminate	-LAM	Solid Color Top LAM-Antique White LAM-Black LAM-Designer White LAM-Dove Grey LAM-Fashion Grey LAM-Khaki Brown LAM-Linen LAM-Shadow LAM-Steel LAM-Wallaby			Pattern Laminates LAM-Grey Mesh LAM-Pewter LAM-Steel Mesh			Wood Grain Laminates LAM-Fusion Maple LAM-Montana Walnut LAM-Monticello Maple LAM-River Cherry LAM-Wild Cherry

Options (specify only if preferred) - see page 71 for electrical schematics

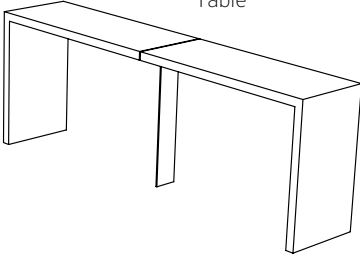
Power Box Options:

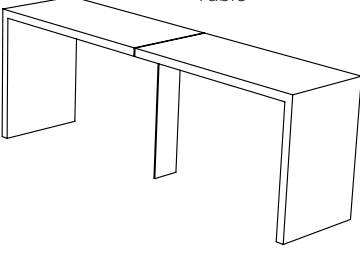
- PR-90PP Electrification in table top / 2 power plugs – \$1139 - If **one** Power unit is ordered it will be placed in the middle of table top.
- PR-90PP Electrification in table top / 2 power plugs – \$2057 - If **two** Power units are ordered they will be placed 1/3 of the table length apart.
- PR-90PD Electrification in table top / 2 power / 2 RJ45 Cat.6 – \$1601 - If **one** Power unit is ordered it will be placed in the middle of table top.
- PR-90PD Electrification in table top / 2 power / 2 RJ45 Cat.6 – \$2986 - If **two** Power units are ordered they will be placed 1/3 of the table length apart.
- PR-90PU Electrification in table top / 2 power / 2 charging USB – \$1595 - If **one** Power unit is ordered it will be placed in the middle of table top.
- PR-90PU Electrification in table top / 2 power / 2 charging USB – \$2976 - If **two** Power units are ordered they will be placed 1/3 of the table length apart.

Infeed Options:

- SPI5-4 End power cord with plug – \$111 - 3.5 meter with 15A power plug
- HWI-4 End power cord for hardwire – \$72 - 3.5 meter for hardwire

Example: item number **PR-1190** + wood suffix **-ZZ** = **PR-1190-ZZ**

Item	Description	Dimensions	inches						
			l	d	h				
PR-1190	119" x 24" x 42" Table	Overall	119	24	42				
									
<p><i>T-LEG INCLUDED SO THAT TABLE CAN BE ASSEMBLED AT TIME OF DELIVERY</i></p> <p>NOTE : For electrical options contact factory</p>									
	List Price		-BB Beech	-MM Maple	-OA Oak	-WW Walnut	-ZZ Zebrano	-LAM Laminate	-AY Acrylic (white only)
			8150	8150	8150	8150	8150	8150	15589

Item	Description	Dimensions	inches						
			l	d	h				
PR-1191	119" x 29" x 42" Table	Overall	119	29	42				
									
<p><i>T-LEG INCLUDED SO THAT TABLE CAN BE ASSEMBLED AT TIME OF DELIVERY</i></p> <p>NOTE : For electrical options contact factory</p>									
	List Price		-BB Beech	-MM Maple	-OA Oak	-WW Walnut	-ZZ Zebrano	-LAM Laminate	-AY Acrylic (white only)
			9101	9101	9101	9101	9101	9101	16178

Required to Specify

T-Leg Metal Finishes: Chrome, Anthracite, Bronze, Silver, Matte Black, Matte Silver, Light Grey, Mid Grey, or Matte White

Table Finishes :									
Beech	-BB	101 Natural Beech	Maple	-MM	201 Natural Maple	Oak	-OA	301 Natural Oak	
		102 Light Beech			202 Light Maple			302 Medium Oak	
		103 Medium Beech						303 Grey Oak	
		104 Dark Beech						304 Brown Oak	
Walnut	-WW	400 Light Walnut	Zebrano	-ZZ	501 Natural Zebrano	Acrylic	-AY	White Only	
		401 Natural Walnut			502 Dark Zebrano				
		402 Medium Walnut							
Laminate	-LAM	Solid Color Top			Pattern Laminates			Wood Grain Laminates	
		LAM-Antique White			LAM-Grey Mesh			LAM-Fusion Maple	
		LAM-Black			LAM-Pewter			LAM-Montana Walnut	
		LAM-Designer White			LAM-Steel Mesh			LAM-Monticello Maple	
		LAM-Dove Grey						LAM-River Cherry	
		LAM-Fashion Grey						LAM-Wild Cherry	
		LAM-Khaki Brown							
		LAM-Linen							
		LAM-Shadow							
		LAM-Steel							
		LAM-Wallaby							

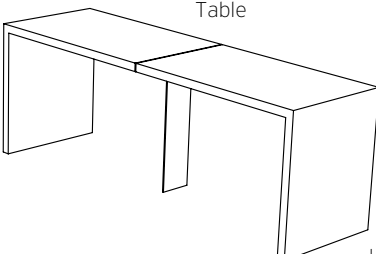
Options (specify only if preferred)

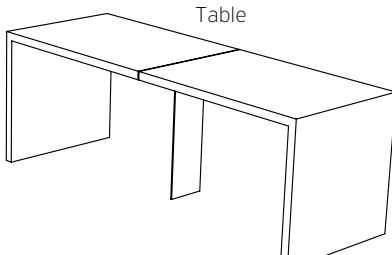
Infeed Options:

SP115-4 End power cord with plug – \$111 - 3.5 meter with 15A power plug

HWI-4 End power cord for hardwire – \$72 - 3.5 meter for hardwire

Example: item number PR-1192 + wood suffix -ZZ = PR-1192-ZZ

Item	Description	Dimensions	inches						
			l	d	h				
PR-1192	119" x 36" x 42" Table	Overall	119	36	42				
 <p style="text-align: center;"><i>T-LEG INCLUDED SO THAT TABLE CAN BE ASSEMBLED AT TIME OF DELIVERY</i></p> <p style="text-align: center;">NOTE : For electrical options contact factory</p>									
			-BB Beech	-MM Maple	-OA Oak	-WW Walnut	-ZZ Zebrano	-LAM Laminate	-AY Acrylic (white only)
	List Price		10140	10140	10140	10140	10140	10140	18048

Item	Description	Dimensions	inches						
			l	d	h				
PR-1193	119" x 42" x 42" Table	Overall	119	42	42				
 <p style="text-align: center;"><i>T-LEG INCLUDED SO THAT TABLE CAN BE ASSEMBLED AT TIME OF DELIVERY</i></p> <p style="text-align: center;">NOTE : For electrical options contact factory</p>									
			-BB Beech	-MM Maple	-OA Oak	-WW Walnut	-ZZ Zebrano	-LAM Laminate	-AY Acrylic (white only)
	List Price		11412	11412	11412	11412	11412	11412	21992

Required to Specify

T-Leg Metal Finishes: Chrome, Anthracite, Bronze, Silver, Matte Black, Matte Silver, Light Grey, Mid Grey, or Matte White

Table Finishes :									
Beech	-BB	101 Natural Beech	Maple	-MM	201 Natural Maple	Oak	-OA	301 Natural Oak	
		102 Light Beech			202 Light Maple			302 Medium Oak	
		103 Medium Beech						303 Grey Oak	
		104 Dark Beech						304 Brown Oak	
Walnut	-WW	400 Light Walnut	Zebrano	-ZZ	501 Natural Zebrano	Acrylic	-AY	White Only	
		401 Natural Walnut			502 Dark Zebrano				
		402 Medium Walnut							
Laminate	-LAM	Solid Color Top			Pattern Laminates			Wood Grain Laminates	
		LAM-Antique White			LAM-Grey Mesh			LAM-Fusion Maple	
		LAM-Black			LAM-Pewter			LAM-Montana Walnut	
		LAM-Designer White			LAM-Steel Mesh			LAM-Monticello Maple	
		LAM-Dove Grey						LAM-River Cherry	
		LAM-Fashion Grey						LAM-Wild Cherry	
		LAM-Khaki Brown							
		LAM-Linen							
		LAM-Shadow							
		LAM-Steel							
		LAM-Wallaby							

Options (specify only if preferred)

Infeed Options:

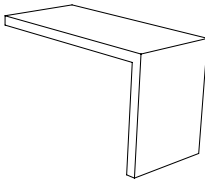
SP115-4 End power cord with plug – \$111 - 3.5 meter with 15A power plug


HWI-4 End power cord for hardwire – \$72 - 3.5 meter for hardwire


30" HIGH MODULAR SECTION

PRAT Table Series

Example: item number **PR-3050** + wood suffix **-BB** = **PR-3050-BB**

Item	Description	Dimensions	inches			List Price			
			l	d	h				
PR-3050	48" x 24" x 30" Modular End Section	Overall	48	24	30				
 <p>NOTE: PR-3024 T-leg required at connection For electrical options contact factory</p>									
			-BB Beech	-MM Maple	-OA Oak	-WW Walnut	-ZZ Zebrano	-LAM Laminate	-AY Acrylic (white only)
			2956	2956	2956	2956	2956	2956	5997

Item	Description	Dimensions	inches			List Price			
			l	d	h				
PR-3051	72" x 24" x 30" Modular End Section	Overall	72	24	30				
 <p>NOTE: PR-3024 T-leg required at connection For electrical options contact factory</p>									
			-BB Beech	-MM Maple	-OA Oak	-WW Walnut	-ZZ Zebrano	-LAM Laminate	-AY Acrylic (white only)
			3476	3476	3476	3476	3476	3476	7294

Item	Description	Dimensions	inches			Blade Depth	List Price
			l	d	h		
PR-3024	24" Depth T-Leg	Overall	3/8	24	30	7	
							1095

Required to Specify


T-Leg Metal Finishes: Chrome, Anthracite, Bronze, Silver, Matte Black, Matte Silver, Light Grey, Mid Grey, or Matte White

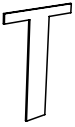
Table Finishes :									
Beech	-BB	101 Natural Beech	Maple	-MM	201 Natural Maple	Oak	-OA	301 Natural Oak	
		102 Light Beech			202 Light Maple			302 Medium Oak	
		103 Medium Beech						303 Grey Oak	
		104 Dark Beech						304 Brown Oak	
Walnut	-WW	400 Light Walnut	Zebrano	-ZZ	501 Natural Zebrano	Acrylic	-AY	White Only	
		401 Natural Walnut			502 Dark Zebrano				
		402 Medium Walnut							
Laminate	-LAM	<i>Solid Color Top</i>			<i>Pattern Laminates</i>			<i>Wood Grain Laminates</i>	
		LAM-Antique White			LAM-Grey Mesh			LAM-Fusion Maple	
		LAM-Black			LAM-Pewter			LAM-Montana Walnut	
		LAM-Designer White			LAM-Steel Mesh			LAM-Monticello Maple	
		LAM-Dove Grey						LAM-River Cherry	
		LAM-Fashion Grey						LAM-Wild Cherry	
		LAM-Khaki Brown							
		LAM-Linen							
		LAM-Shadow							
		LAM-Steel							
		LAM-Wallaby							

30" HIGH MODULAR SECTION

PRAT Table Series

Example: item number **PR-3052** + wood suffix **-BB** = **PR-3052-BB**

Item	Description	Dimensions	inches			List Price			
			l	d	h				
PR-3052	96" x 24" x 30" Modular End Section	Overall	96	24	30				
									
<p>NOTE: PR-3024 T-leg required at connection For electrical options contact factory</p>									
			-BB Beech	-MM Maple	-OA Oak	-WW Walnut	-ZZ Zebrano	-LAM Laminate	-AY Acrylic (white only)
			3981	3981	3981	3981	3981	3981	7984

Item	Description	Dimensions	inches			Blade Depth	List Price
			l	d	h		
PR-3024	24" Depth T-Leg	Overall	3/8	24	30	7	
							
			1095				

Required to Specify

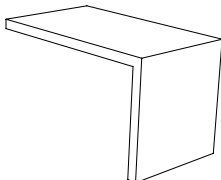
T-Leg Metal Finishes: Chrome, Anthracite, Bronze, Silver, Matte Black, Matte Silver, Light Grey, Mid Grey, or Matte White

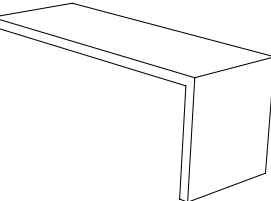
Table Finishes :	Beech	-BB	101 Natural Beech	Maple	-MM	201 Natural Maple	Oak	-OA	301 Natural Oak
			102 Light Beech			202 Light Maple			302 Medium Oak
			103 Medium Beech						303 Grey Oak
			104 Dark Beech						304 Brown Oak
	Walnut	-WW	400 Light Walnut	Zebrano	-ZZ	501 Natural Zebrano	Acrylic	-AY	White Only
			401 Natural Walnut			502 Dark Zebrano			
			402 Medium Walnut						
Laminate	-LAM		<i>Solid Color Top</i>			<i>Pattern Laminates</i>			<i>Wood Grain Laminates</i>
			LAM-Antique White			LAM-Grey Mesh			LAM-Fusion Maple
			LAM-Black			LAM-Pewter			LAM-Montana Walnut
			LAM-Designer White			LAM-Steel Mesh			LAM-Monticello Maple
			LAM-Dove Grey						LAM-River Cherry
			LAM-Fashion Grey						LAM-Wild Cherry
			LAM-Khaki Brown						
			LAM-Linen						
			LAM-Shadow						
			LAM-Steel						
			LAM-Wallaby						


30" HIGH MODULAR SECTION

PRAT Table Series

Example: item number **PR-3053** + wood suffix **-BB** = **PR-3053-BB**

Item	Description	Dimensions	inches			Blade Depth			
			l	d	h				
PR-3053	48" x 29" x 30" Modular End Section	Overall	48	29	30				
 <p>NOTE: PR-3029 T-leg required at connection For electrical options contact factory</p>									
			-BB Beech	-MM Maple	-OA Oak	-WW Walnut	-ZZ Zebrano	-LAM Laminate	-AY Acrylic (white only)
	List Price		3429	3429	3429	3429	3429	3429	6203

Item	Description	Dimensions	inches			Blade Depth			
			l	d	h				
PR-3054	72" x 29" x 30" Modular End Section	Overall	72	29	30				
 <p>NOTE: PR-3029 T-leg required at connection For electrical options contact factory</p>									
			-BB Beech	-MM Maple	-OA Oak	-WW Walnut	-ZZ Zebrano	-LAM Laminate	-AY Acrylic (white only)
	List Price		4004	4004	4004	4004	4004	4004	7656

Item	Description	Dimensions	inches			Blade Depth
			l	d	h	
PR-3029	29" Depth T-Leg	Overall	3/8	29	30	9
 <p>List Price</p>						
						1247

Required to Specify


T-Leg Metal Finishes: Chrome, Anthracite, Bronze, Silver, Matte Black, Matte Silver, Light Grey, Mid Grey, or Matte White

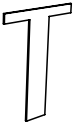
Table Finishes :	Beech	-BB	101 Natural Beech	Maple	-MM	201 Natural Maple	Oak	-OA	301 Natural Oak
			102 Light Beech			202 Light Maple			302 Medium Oak
			103 Medium Beech						303 Grey Oak
			104 Dark Beech						304 Brown Oak
	Walnut	-WW	400 Light Walnut	Zebrano	-ZZ	501 Natural Zebrano	Acrylic	-AY	White Only
			401 Natural Walnut			502 Dark Zebrano			
			402 Medium Walnut						
	Laminate	-LAM	Solid Color Top			Pattern Laminates			Wood Grain Laminates
			LAM-Antique White			LAM-Grey Mesh			LAM-Fusion Maple
			LAM-Black			LAM-Pewter			LAM-Montana Walnut
			LAM-Designer White			LAM-Steel Mesh			LAM-Monticello Maple
			LAM-Dove Grey						LAM-River Cherry
			LAM-Fashion Grey						LAM-Wild Cherry
			LAM-Khaki Brown						
			LAM-Linen						
			LAM-Shadow						
			LAM-Steel						
			LAM-Wallaby						

30" HIGH MODULAR SECTION

PRAT Table Series

Example: item number **PR-3055** + wood suffix **-BB** = **PR-3055-BB**

Item	Description	Dimensions	inches			List Price			
			l	d	h				
PR-3055	96" x 29" x 30" Modular End Section	Overall	96	29	30				
									
<p>NOTE: PR-3029 T-leg required at connection For electrical options contact factory</p>									
			-BB Beech	-MM Maple	-OA Oak	-WW Walnut	-ZZ Zebrano	-LAM Laminate	-AY Acrylic (white only)
			4646	4646	4646	4646	4646	4646	8448

Item	Description	Dimensions	inches			Blade Depth	List Price
			l	d	h		
PR-3029	29" Depth T-Leg	Overall	3/8	29	30	9	
							
			1247				

Required to Specify

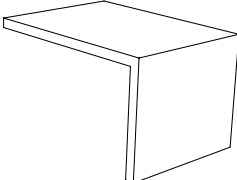
T-Leg Metal Finishes: Chrome, Anthracite, Bronze, Silver, Matte Black, Matte Silver, Light Grey, Mid Grey, or Matte White

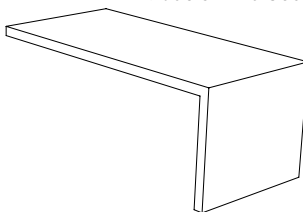
Table Finishes :	Beech	-BB	101 Natural Beech	Maple	-MM	201 Natural Maple	Oak	-OA	301 Natural Oak
			102 Light Beech			202 Light Maple			302 Medium Oak
			103 Medium Beech						303 Grey Oak
			104 Dark Beech						304 Brown Oak
	Walnut	-WW	400 Light Walnut	Zebrano	-ZZ	501 Natural Zebrano	Acrylic	-AY	White Only
			401 Natural Walnut			502 Dark Zebrano			
			402 Medium Walnut						
	Laminate	-LAM	<i>Solid Color Top</i>			<i>Pattern Laminates</i>			<i>Wood Grain Laminates</i>
			LAM-Antique White			LAM-Grey Mesh			LAM-Fusion Maple
			LAM-Black			LAM-Pewter			LAM-Montana Walnut
			LAM-Designer White			LAM-Steel Mesh			LAM-Monticello Maple
			LAM-Dove Grey						LAM-River Cherry
			LAM-Fashion Grey						LAM-Wild Cherry
			LAM-Khaki Brown						
			LAM-Linen						
			LAM-Shadow						
			LAM-Steel						
			LAM-Wallaby						

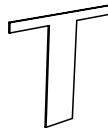
30" HIGH MODULAR SECTION

PRAT Table Series

Example: item number **PR-3056** + wood suffix **-BB** = **PR-3056-BB**

Item	Description	Dimensions	inches			Blade Depth			
			l	d	h				
PR-3056	48" x 36" x 30" Modular End Section	Overall	48	36	30				
 <p>NOTE: PR-3036 T-leg required at connection For electrical options contact factory</p>									
			-BB Beech	-MM Maple	-OA Oak	-WW Walnut	-ZZ Zebrano	-LAM Laminate	-AY Acrylic (white only)
	List Price		3795	3795	3795	3795	3795	3795	6440

Item	Description	Dimensions	inches			Blade Depth			
			l	d	h				
PR-3057	72" x 36" x 30" Modular End Section	Overall	72	36	30				
 <p>NOTE: PR-3036 T-leg required at connection For electrical options contact factory</p>									
			-BB Beech	-MM Maple	-OA Oak	-WW Walnut	-ZZ Zebrano	-LAM Laminate	-AY Acrylic (white only)
	List Price		4596	4596	4596	4596	4596	4596	8639

Item	Description	Dimensions	inches			Blade Depth
			l	d	h	
PR-3036	36" Depth T-Leg	Overall	3/8	36	30	10
 <p>List Price</p>						
						1273

Required to Specify


T-Leg Metal Finishes: Chrome, Anthracite, Bronze, Silver, Matte Black, Matte Silver, Light Grey, Mid Grey, or Matte White

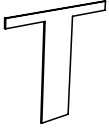
Table Finishes :	Beech	-BB	101 Natural Beech	Maple	-MM	201 Natural Maple	Oak	-OA	301 Natural Oak
			102 Light Beech			202 Light Maple			302 Medium Oak
			103 Medium Beech						303 Grey Oak
			104 Dark Beech						304 Brown Oak
	Walnut	-WW	400 Light Walnut	Zebrano	-ZZ	501 Natural Zebrano	Acrylic	-AY	White Only
			401 Natural Walnut			502 Dark Zebrano			
			402 Medium Walnut						
Laminate	-LAM		Solid Color Top			Pattern Laminates			Wood Grain Laminates
			LAM-Antique White			LAM-Grey Mesh			LAM-Fusion Maple
			LAM-Black			LAM-Pewter			LAM-Montana Walnut
			LAM-Designer White			LAM-Steel Mesh			LAM-Monticello Maple
			LAM-Dove Grey						LAM-River Cherry
			LAM-Fashion Grey						LAM-Wild Cherry
			LAM-Khaki Brown						
			LAM-Linen						
			LAM-Shadow						
			LAM-Steel						
			LAM-Wallaby						

30" HIGH MODULAR SECTION

PRAT Table Series

Example: item number **PR-3058** + wood suffix **-BB** = **PR-3058-BB**

Item	Description	Dimensions	inches			Blade Depth			
			l	d	h				
PR-3058	96" x 36" x 30" Modular End Section	Overall	96	36	30				
									
<p>NOTE: PR-3036 T-leg required at connection For electrical options contact factory</p>									
			-BB Beech	-MM Maple	-OA Oak	-WW Walnut	-ZZ Zebrano	-LAM Laminate	-AY Acrylic (white only)
	List Price		5360	5360	5360	5360	5360	5360	9582

Item	Description	Dimensions	inches			Blade Depth
			l	d	h	
PR-3036	36" Depth T-Leg	Overall	3/8	36	30	10
						
	List Price					
	1273					

Required to Specify

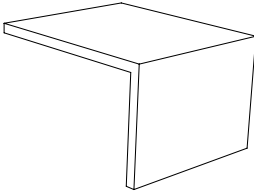
T-Leg Metal Finishes: Chrome, Anthracite, Bronze, Silver, Matte Black, Matte Silver, Light Grey, Mid Grey, or Matte White

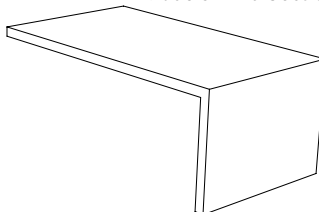
Table Finishes :	Beech	-BB	101 Natural Beech	Maple	-MM	201 Natural Maple	Oak	-OA	301 Natural Oak
			102 Light Beech			202 Light Maple			302 Medium Oak
			103 Medium Beech						303 Grey Oak
			104 Dark Beech						304 Brown Oak
	Walnut	-WW	400 Light Walnut	Zebrano	-ZZ	501 Natural Zebrano	Acrylic	-AY	White Only
			401 Natural Walnut			502 Dark Zebrano			
			402 Medium Walnut						
	Laminate	-LAM	<i>Solid Color Top</i>			<i>Pattern Laminates</i>			<i>Wood Grain Laminates</i>
			LAM-Antique White			LAM-Grey Mesh			LAM-Fusion Maple
			LAM-Black			LAM-Pewter			LAM-Montana Walnut
			LAM-Designer White			LAM-Steel Mesh			LAM-Monticello Maple
			LAM-Dove Grey						LAM-River Cherry
			LAM-Fashion Grey						LAM-Wild Cherry
			LAM-Khaki Brown						
			LAM-Linen						
			LAM-Shadow						
			LAM-Steel						
			LAM-Wallaby						

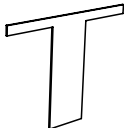
30" HIGH MODULAR SECTION

PRAT Table Series

Example: item number **PR-3059** + wood suffix **-BB** = **PR-3059-BB**

Item	Description	Dimensions	inches			List Price			
			l	d	h				
PR-3059	48" x 42" x 30" Modular End Section	Overall	48	42	30				
 <p>NOTE: PR-3042 T-leg required at connection For electrical options contact factory</p>									
			-BB Beech	-MM Maple	-OA Oak	-WW Walnut	-ZZ Zebrano	-LAM Laminate	-AY Acrylic (white only)
			4146	4146	4146	4146	4146	4146	6677

Item	Description	Dimensions	inches			List Price			
			l	d	h				
PR-3060	72" x 42" x 30" Modular End Section	Overall	72	42	30				
 <p>NOTE: PR-3042 T-leg required at connection For electrical options contact factory</p>									
			-BB Beech	-MM Maple	-OA Oak	-WW Walnut	-ZZ Zebrano	-LAM Laminate	-AY Acrylic (white only)
			5022	5022	5022	5022	5022	5022	9625

Item	Description	Dimensions	inches			Blade Depth	List Price
			l	d	h		
PR-3042	42" Depth T-Leg	Overall	3/8	42	30	12	
							1426

Required to Specify


T-Leg Metal Finishes: Chrome, Anthracite, Bronze, Silver, Matte Black, Matte Silver, Light Grey, Mid Grey, or Matte White

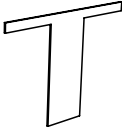
Table Finishes :	Beech	-BB	101 Natural Beech	Maple	-MM	201 Natural Maple	Oak	-OA	301 Natural Oak
			102 Light Beech			202 Light Maple			302 Medium Oak
			103 Medium Beech						303 Grey Oak
			104 Dark Beech						304 Brown Oak
	Walnut	-WW	400 Light Walnut	Zebrano	-ZZ	501 Natural Zebrano	Acrylic	-AY	White Only
			401 Natural Walnut			502 Dark Zebrano			
			402 Medium Walnut						
Laminate	-LAM		Solid Color Top			Pattern Laminates			Wood Grain Laminates
			LAM-Antique White			LAM-Grey Mesh			LAM-Fusion Maple
			LAM-Black			LAM-Pewter			LAM-Montana Walnut
			LAM-Designer White			LAM-Steel Mesh			LAM-Monticello Maple
			LAM-Dove Grey						LAM-River Cherry
			LAM-Fashion Grey						LAM-Wild Cherry
			LAM-Khaki Brown						
			LAM-Linen						
			LAM-Shadow						
			LAM-Steel						
			LAM-Wallaby						

30" HIGH MODULAR SECTION

PRAT Table Series

Example: item number **PR-3061** + wood suffix **-BB** = **PR-3061-BB**

Item	Description	Dimensions	inches			List Price			
			l	d	h				
PR-3061	96" x 42" x 30" Modular End Section	Overall	96	42	30				
									
<p>NOTE: PR-3042 T-leg required at connection For electrical options contact factory</p>									
			-BB Beech	-MM Maple	-OA Oak	-WW Walnut	-ZZ Zebrano	-LAM Laminate	-AY Acrylic (white only)
			5837	5837	5837	5837	5837	5837	10716

Item	Description	Dimensions	inches			Blade Depth	List Price
			l	d	h		
PR-3042	42" Depth T-Leg	Overall	3/8	42	30	12	
							
							1426

Required to Specify

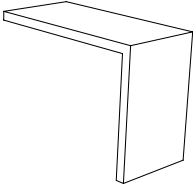
T-Leg Metal Finishes: Chrome, Anthracite, Bronze, Silver, Matte Black, Matte Silver, Light Grey, Mid Grey, or Matte White

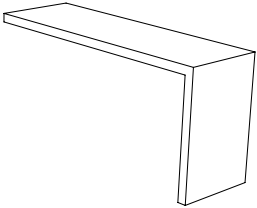
Table Finishes :	Beech	-BB	101 Natural Beech	Maple	-MM	201 Natural Maple	Oak	-OA	301 Natural Oak
			102 Light Beech			202 Light Maple			302 Medium Oak
			103 Medium Beech						303 Grey Oak
			104 Dark Beech						304 Brown Oak
	Walnut	-WW	400 Light Walnut	Zebrano	-ZZ	501 Natural Zebrano	Acrylic	-AY	White Only
			401 Natural Walnut			502 Dark Zebrano			
			402 Medium Walnut						
Laminate	-LAM		<i>Solid Color Top</i>			<i>Pattern Laminates</i>			<i>Wood Grain Laminates</i>
			LAM-Antique White			LAM-Grey Mesh			LAM-Fusion Maple
			LAM-Black			LAM-Pewter			LAM-Montana Walnut
			LAM-Designer White			LAM-Steel Mesh			LAM-Monticello Maple
			LAM-Dove Grey						LAM-River Cherry
			LAM-Fashion Grey						LAM-Wild Cherry
			LAM-Khaki Brown						
			LAM-Linen						
			LAM-Shadow						
			LAM-Steel						
			LAM-Wallaby						

36" HIGH MODULAR SECTION

PRAT Table Series

Example: item number **PR-3650** + wood suffix **-BB** = **PR-3650-BB**

Item	Description	Dimensions	inches			List Price			
			l	d	h				
PR-3650	48" x 24" x 36" Modular End Section	Overall	48	24	36				
 <p>NOTE: PR-3624 T-leg required at connection For electrical options contact factory</p>									
			-BB Beech	-MM Maple	-OA Oak	-WW Walnut	-ZZ Zebrano	-LAM Laminate	-AY Acrylic (white only)
			3096	3096	3096	3096	3096	3096	6371

Item	Description	Dimensions	inches			List Price			
			l	d	h				
PR-3651	72" x 24" x 36" Modular End Section	Overall	72	24	36				
 <p>NOTE: PR-3624 T-leg required at connection For electrical options contact factory</p>									
			-BB Beech	-MM Maple	-OA Oak	-WW Walnut	-ZZ Zebrano	-LAM Laminate	-AY Acrylic (white only)
			3612	3612	3612	3612	3612	3612	7839

Item	Description	Dimensions	inches			Blade Depth	List Price
			l	d	h		
PR-3624	24" Depth T-Leg	Overall	3/8	24	36	7	
							1095

Required to Specify


T-Leg Metal Finishes: Chrome, Anthracite, Bronze, Silver, Matte Black, Matte Silver, Light Grey, Mid Grey, or Matte White

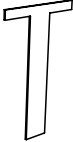
Table Finishes :	Beech	-BB	101 Natural Beech	Maple	-MM	201 Natural Maple	Oak	-OA	301 Natural Oak
			102 Light Beech			202 Light Maple			302 Medium Oak
			103 Medium Beech						303 Grey Oak
			104 Dark Beech						304 Brown Oak
	Walnut	-WW	400 Light Walnut	Zebrano	-ZZ	501 Natural Zebrano	Acrylic	-AY	White Only
			401 Natural Walnut			502 Dark Zebrano			
			402 Medium Walnut						
	Laminate	-LAM	Solid Color Top			Pattern Laminates			Wood Grain Laminates
			LAM-Antique White			LAM-Grey Mesh			LAM-Fusion Maple
			LAM-Black			LAM-Pewter			LAM-Montana Walnut
			LAM-Designer White			LAM-Steel Mesh			LAM-Monticello Maple
			LAM-Dove Grey						LAM-River Cherry
			LAM-Fashion Grey						LAM-Wild Cherry
			LAM-Khaki Brown						
			LAM-Linen						
			LAM-Shadow						
			LAM-Steel						
			LAM-Wallaby						

36" HIGH MODULAR SECTION

PRAT Table Series

Example: item number **PR-3652** + wood suffix **-BB** = **PR-3652-BB**

Item	Description	Dimensions	inches			List Price			
			l	d	h				
PR-3652	96" x 24" x 36" Modular End Section	Overall	96	24	36				
									
<p>NOTE: PR-3624 T-leg required at connection For electrical options contact factory</p>									
			-BB Beech	-MM Maple	-OA Oak	-WW Walnut	-ZZ Zebrano	-LAM Laminate	-AY Acrylic (white only)
			4122	4122	4122	4122	4122	4122	8358

Item	Description	Dimensions	inches			Blade Depth	List Price
			l	d	h		
PR-3624	24" Depth T-Leg	Overall	3/8	24	36	7	
							
			1095				

Required to Specify

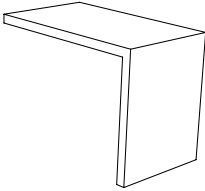
T-Leg Metal Finishes: Chrome, Anthracite, Bronze, Silver, Matte Black, Matte Silver, Light Grey, Mid Grey, or Matte White

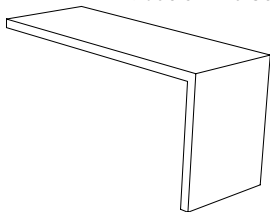
Table Finishes :	Beech	-BB	101 Natural Beech	Maple	-MM	201 Natural Maple	Oak	-OA	301 Natural Oak
			102 Light Beech			202 Light Maple			302 Medium Oak
			103 Medium Beech						303 Grey Oak
			104 Dark Beech						304 Brown Oak
	Walnut	-WW	400 Light Walnut	Zebrano	-ZZ	501 Natural Zebrano	Acrylic	-AY	White Only
			401 Natural Walnut			502 Dark Zebrano			
			402 Medium Walnut						
	Laminate	-LAM	<i>Solid Color Top</i>			<i>Pattern Laminates</i>			<i>Wood Grain Laminates</i>
			LAM-Antique White			LAM-Grey Mesh			LAM-Fusion Maple
			LAM-Black			LAM-Pewter			LAM-Montana Walnut
			LAM-Designer White			LAM-Steel Mesh			LAM-Monticello Maple
			LAM-Dove Grey						LAM-River Cherry
			LAM-Fashion Grey						LAM-Wild Cherry
			LAM-Khaki Brown						
			LAM-Linen						
			LAM-Shadow						
			LAM-Steel						
			LAM-Wallaby						

36" HIGH MODULAR SECTION

PRAT Table Series

Example: item number **PR-3653** + wood suffix **-BB** = **PR-3653-BB**

Item	Description	Dimensions	inches			List Price			
			l	d	h				
PR-3653	48" x 29" x 36" Modular End Section	Overall	48	29	36				
 <p>NOTE: PR-3629 T-leg required at connection For electrical options contact factory</p>									
			-BB Beech	-MM Maple	-OA Oak	-WW Walnut	-ZZ Zebrano	-LAM Laminate	-AY Acrylic (white only)
			3572	3572	3572	3572	3572	3572	6743

Item	Description	Dimensions	inches			List Price			
			l	d	h				
PR-3654	72" x 29" x 36" Modular End Section	Overall	72	29	36				
 <p>NOTE: PR-3629 T-leg required at connection For electrical options contact factory</p>									
			-BB Beech	-MM Maple	-OA Oak	-WW Walnut	-ZZ Zebrano	-LAM Laminate	-AY Acrylic (white only)
			4149	4149	4149	4149	4149	4149	8240

Item	Description	Dimensions	inches			Blade Depth	List Price
			l	d	h		
PR-3629	29" Depth T-Leg	Overall	3/8	29	36	9	
							1247

Required to Specify


T-Leg Metal Finishes: Chrome, Anthracite, Bronze, Silver, Matte Black, Matte Silver, Light Grey, Mid Grey, or Matte White


Table Finishes :	Beech	-BB	101 Natural Beech	Maple	-MM	201 Natural Maple	Oak	-OA	301 Natural Oak
			102 Light Beech			202 Light Maple			302 Medium Oak
			103 Medium Beech						303 Grey Oak
			104 Dark Beech						304 Brown Oak
	Walnut	-WW	400 Light Walnut	Zebrano	-ZZ	501 Natural Zebrano	Acrylic	-AY	White Only
			401 Natural Walnut			502 Dark Zebrano			
			402 Medium Walnut						
	Laminate	-LAM	Solid Color Top			Pattern Laminates			Wood Grain Laminates
			LAM-Antique White			LAM-Grey Mesh			LAM-Fusion Maple
			LAM-Black			LAM-Pewter			LAM-Montana Walnut
			LAM-Designer White			LAM-Steel Mesh			LAM-Monticello Maple
			LAM-Dove Grey						LAM-River Cherry
			LAM-Fashion Grey						LAM-Wild Cherry
			LAM-Khaki Brown						
			LAM-Linen						
			LAM-Shadow						
			LAM-Steel						
			LAM-Wallaby						

36" HIGH MODULAR SECTION

PRAT Table Series

Example: item number **PR-3655** + wood suffix **-BB** = **PR-3655-BB**

Item	Description	Dimensions	inches			List Price			
			l	d	h				
PR-3655	96" x 29" x 36" Modular End Section	Overall	96	29	36				
									
<p>NOTE: PR-3629 T-leg required at connection For electrical options contact factory</p>									
			-BB Beech	-MM Maple	-OA Oak	-WW Walnut	-ZZ Zebrano	-LAM Laminate	-AY Acrylic (white only)
			4799	4799	4799	4799	4799	4799	8828

Item	Description	Dimensions	inches			Blade Depth	List Price
			l	d	h		
PR-3629	29" Depth T-Leg	Overall	3/8	29	36	9	
							
			1247				

Required to Specify

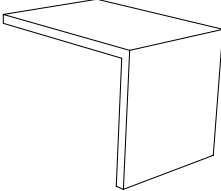
T-Leg Metal Finishes: Chrome, Anthracite, Bronze, Silver, Matte Black, Matte Silver, Light Grey, Mid Grey, or Matte White


Table Finishes :	Beech	-BB	101 Natural Beech	Maple	-MM	201 Natural Maple	Oak	-OA	301 Natural Oak
			102 Light Beech			202 Light Maple			302 Medium Oak
			103 Medium Beech						303 Grey Oak
			104 Dark Beech						304 Brown Oak
	Walnut	-WW	400 Light Walnut	Zebrano	-ZZ	501 Natural Zebrano	Acrylic	-AY	White Only
			401 Natural Walnut			502 Dark Zebrano			
			402 Medium Walnut						
Laminate	-LAM		<i>Solid Color Top</i>			<i>Pattern Laminates</i>			<i>Wood Grain Laminates</i>
			LAM-Antique White			LAM-Grey Mesh			LAM-Fusion Maple
			LAM-Black			LAM-Pewter			LAM-Montana Walnut
			LAM-Designer White			LAM-Steel Mesh			LAM-Monticello Maple
			LAM-Dove Grey						LAM-River Cherry
			LAM-Fashion Grey						LAM-Wild Cherry
			LAM-Khaki Brown						
			LAM-Linen						
			LAM-Shadow						
			LAM-Steel						
			LAM-Wallaby						

36" HIGH MODULAR SECTION

PRAT Table Series

Example: item number **PR-3656** + wood suffix **-BB** = **PR-3656-BB**

Item	Description	Dimensions	inches			Blade Depth			
			l	d	h				
PR-3656	48" x 36" x 36" Modular End Section	Overall	48	36	36				
 <p>NOTE: PR-3636 T-leg required at connection For electrical options contact factory</p>									
			-BB Beech	-MM Maple	-OA Oak	-WW Walnut	-ZZ Zebrano	-LAM Laminate	-AY Acrylic (white only)
	List Price		3978	3978	3978	3978	3978	3978	7038

Item	Description	Dimensions	inches			Blade Depth			
			l	d	h				
PR-3657	72" x 36" x 36" Modular End Section	Overall	72	36	36				
 <p>NOTE: PR-3636 T-leg required at connection For electrical options contact factory</p>									
			-BB Beech	-MM Maple	-OA Oak	-WW Walnut	-ZZ Zebrano	-LAM Laminate	-AY Acrylic (white only)
	List Price		4783	4783	4783	4783	4783	4783	9206

Item	Description	Dimensions	inches			Blade Depth
			l	d	h	
PR-3636	36" Depth T-Leg	Overall	3/8	36	36	10
	List Price		1273			

Required to Specify


T-Leg Metal Finishes: Chrome, Anthracite, Bronze, Silver, Matte Black, Matte Silver, Light Grey, Mid Grey, or Matte White


Table Finishes :	Beech	-BB	101 Natural Beech	Maple	-MM	201 Natural Maple	Oak	-OA	301 Natural Oak
			102 Light Beech			202 Light Maple			302 Medium Oak
			103 Medium Beech						303 Grey Oak
			104 Dark Beech						304 Brown Oak
	Walnut	-WW	400 Light Walnut	Zebrano	-ZZ	501 Natural Zebrano	Acrylic	-AY	White Only
			401 Natural Walnut			502 Dark Zebrano			
			402 Medium Walnut						
Laminate	-LAM		Solid Color Top			Pattern Laminates			Wood Grain Laminates
			LAM-Antique White			LAM-Grey Mesh			LAM-Fusion Maple
			LAM-Black			LAM-Pewter			LAM-Montana Walnut
			LAM-Designer White			LAM-Steel Mesh			LAM-Monticello Maple
			LAM-Dove Grey						LAM-River Cherry
			LAM-Fashion Grey						LAM-Wild Cherry
			LAM-Khaki Brown						
			LAM-Linen						
			LAM-Shadow						
			LAM-Steel						
			LAM-Wallaby						

36" HIGH MODULAR SECTION

PRAT Table Series

Example: item number **PR-3658** + wood suffix **-BB** = **PR-3658-BB**

Item	Description	Dimensions	inches			List Price			
			l	d	h				
PR-3658	96" x 36" x 36" Modular End Section	Overall	96	36	36				
 <p>NOTE: PR-3636 T-leg required at connection For electrical options contact factory</p>									
			-BB Beech	-MM Maple	-OA Oak	-WW Walnut	-ZZ Zebrano	-LAM Laminate	-AY Acrylic (white only)
			5541	5541	5541	5541	5541	5541	10078

Item	Description	Dimensions	inches			Blade Depth	List Price
			l	d	h		
PR-3636	36" Depth T-Leg	Overall	3/8	36	36	10	
							
			1273				

Required to Specify

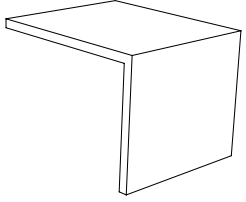
T-Leg Metal Finishes: Chrome, Anthracite, Bronze, Silver, Matte Black, Matte Silver, Light Grey, Mid Grey, or Matte White

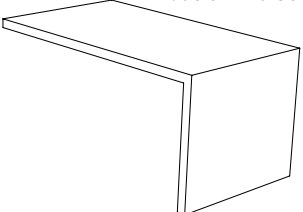
Table Finishes :	Beech	-BB	101 Natural Beech	Maple	-MM	201 Natural Maple	Oak	-OA	301 Natural Oak
			102 Light Beech			202 Light Maple			302 Medium Oak
			103 Medium Beech						303 Grey Oak
			104 Dark Beech						304 Brown Oak
	Walnut	-WW	400 Light Walnut	Zebrano	-ZZ	501 Natural Zebrano	Acrylic	-AY	White Only
			401 Natural Walnut			502 Dark Zebrano			
			402 Medium Walnut						
	Laminate	-LAM	<i>Solid Color Top</i>			<i>Pattern Laminates</i>			<i>Wood Grain Laminates</i>
			LAM-Antique White			LAM-Grey Mesh			LAM-Fusion Maple
			LAM-Black			LAM-Pewter			LAM-Montana Walnut
			LAM-Designer White			LAM-Steel Mesh			LAM-Monticello Maple
			LAM-Dove Grey						LAM-River Cherry
			LAM-Fashion Grey						LAM-Wild Cherry
			LAM-Khaki Brown						
			LAM-Linen						
			LAM-Shadow						
			LAM-Steel						
			LAM-Wallaby						

36" HIGH MODULAR SECTION

PRAT Table Series

Example: item number **PR-3659** + wood suffix **-BB** = **PR-3659-BB**

Item	Description	Dimensions	inches			List Price			
			l	d	h				
PR-3659	48" x 42" x 36" Modular End Section	Overall	48	42	36				
 <p>NOTE: PR-3642 T-leg required at connection For electrical options contact factory</p>									
			-BB Beech	-MM Maple	-OA Oak	-WW Walnut	-ZZ Zebrano	-LAM Laminate	-AY Acrylic (white only)
			4330	4330	4330	4330	4330	4330	7335

Item	Description	Dimensions	inches			List Price			
			l	d	h				
PR-3660	72" x 42" x 36" Modular End Section	Overall	72	42	36				
 <p>NOTE: PR-3642 T-leg required at connection For electrical options contact factory</p>									
			-BB Beech	-MM Maple	-OA Oak	-WW Walnut	-ZZ Zebrano	-LAM Laminate	-AY Acrylic (white only)
			5224	5224	5224	5224	5224	5224	10168

Item	Description	Dimensions	inches			Blade Depth	List Price
			l	d	h		
PR-3642	42" Depth T-Leg	Overall	3/8	42	36	12	
							1426

Required to Specify

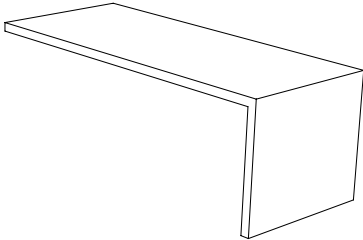
T-Leg Metal Finishes: Chrome, Anthracite, Bronze, Silver, Matte Black, Matte Silver, Light Grey, Mid Grey, or Matte White


Table Finishes :	Beech	-BB	101 Natural Beech	Maple	-MM	201 Natural Maple	Oak	-OA	301 Natural Oak
			102 Light Beech			202 Light Maple			302 Medium Oak
			103 Medium Beech						303 Grey Oak
			104 Dark Beech						304 Brown Oak
	Walnut	-WW	400 Light Walnut	Zebrano	-ZZ	501 Natural Zebrano	Acrylic	-AY	White Only
			401 Natural Walnut			502 Dark Zebrano			
			402 Medium Walnut						
	Laminate	-LAM	Solid Color Top			Pattern Laminates			Wood Grain Laminates
			LAM-Antique White			LAM-Grey Mesh			LAM-Fusion Maple
			LAM-Black			LAM-Pewter			LAM-Montana Walnut
			LAM-Designer White			LAM-Steel Mesh			LAM-Monticello Maple
			LAM-Dove Grey						LAM-River Cherry
			LAM-Fashion Grey						LAM-Wild Cherry
			LAM-Khaki Brown						
			LAM-Linen						
			LAM-Shadow						
			LAM-Steel						
			LAM-Wallaby						

36" HIGH MODULAR SECTION

PRAT Table Series

Example: item number **PR-3661** + wood suffix **-BB** = **PR-3661-BB**

Item	Description	Dimensions	inches			List Price			
			l	d	h				
PR-3661	96" x 42" x 36" Modular End Section	Overall	96	42	36				
									
<p>NOTE: PR-3642 T-leg required at connection For electrical options contact factory</p>									
			-BB Beech	-MM Maple	-OA Oak	-WW Walnut	-ZZ Zebrano	-LAM Laminate	-AY Acrylic (white only)
			6040	6040	6040	6040	6040	6040	11327

Item	Description	Dimensions	inches			Blade Depth	List Price
			l	d	h		
PR-3642	42" Depth T-Leg	Overall	3/8	42	36	12	
							
							1426

Required to Specify


T-Leg Metal Finishes: Chrome, Anthracite, Bronze, Silver, Matte Black, Matte Silver, Light Grey, Mid Grey, or Matte White

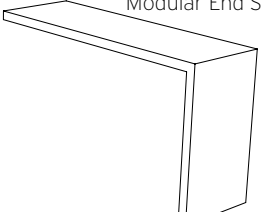
Table Finishes :	Beech	-BB	101 Natural Beech	Maple	-MM	201 Natural Maple	Oak	-OA	301 Natural Oak
			102 Light Beech			202 Light Maple			302 Medium Oak
			103 Medium Beech						303 Grey Oak
			104 Dark Beech						304 Brown Oak
	Walnut	-WW	400 Light Walnut	Zebrano	-ZZ	501 Natural Zebrano	Acrylic	-AY	White Only
			401 Natural Walnut			502 Dark Zebrano			
			402 Medium Walnut						
	Laminate	-LAM	<i>Solid Color Top</i>			<i>Pattern Laminates</i>			<i>Wood Grain Laminates</i>
			LAM-Antique White			LAM-Grey Mesh			LAM-Fusion Maple
			LAM-Black			LAM-Pewter			LAM-Montana Walnut
			LAM-Designer White			LAM-Steel Mesh			LAM-Monticello Maple
			LAM-Dove Grey						LAM-River Cherry
			LAM-Fashion Grey						LAM-Wild Cherry
			LAM-Khaki Brown						
			LAM-Linen						
			LAM-Shadow						
			LAM-Steel						
			LAM-Wallaby						

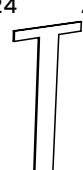
42" HIGH MODULAR SECTION

PRAT Table Series

Example: item number PR-4250 + wood suffix -BB = PR-4250-BB

Item	Description	Dimensions	inches			List Price			
			l	d	h				
PR-4250	48" x 24" x 42" Modular End Section	Overall	48	24	42				
 <p>NOTE: PR-4224 T-leg required at connection For electrical options contact factory</p>									
			-BB Beech	-MM Maple	-OA Oak	-WW Walnut	-ZZ Zebrano	-LAM Laminate	-AY Acrylic (white only)
			3189	3189	3189	3189	3189	3189	6462

Item	Description	Dimensions	inches			List Price			
			l	d	h				
PR-4251	72" x 24" x 42" Modular End Section	Overall	72	24	42				
 <p>NOTE: PR-4224 T-leg required at connection For electrical options contact factory</p>									
			-BB Beech	-MM Maple	-OA Oak	-WW Walnut	-ZZ Zebrano	-LAM Laminate	-AY Acrylic (white only)
			3711	3711	3711	3711	3711	3711	7925

Item	Description	Dimensions	inches			Blade Depth	List Price
			l	d	h		
PR-4224	24" Depth T-Leg	Overall	3/8	24	42	7	
							1095

Required to Specify


T-Leg Metal Finishes: Chrome, Anthracite, Bronze, Silver, Matte Black, Matte Silver, Light Grey, Mid Grey, or Matte White


Table Finishes :	Beech	-BB	101 Natural Beech	Maple	-MM	201 Natural Maple	Oak	-OA	301 Natural Oak
			102 Light Beech			202 Light Maple			302 Medium Oak
			103 Medium Beech						303 Grey Oak
			104 Dark Beech						304 Brown Oak
	Walnut	-WW	400 Light Walnut	Zebrano	-ZZ	501 Natural Zebrano	Acrylic	-AY	White Only
			401 Natural Walnut			502 Dark Zebrano			
			402 Medium Walnut						
	Laminate	-LAM	Solid Color Top			Pattern Laminates			Wood Grain Laminates
			LAM-Antique White			LAM-Grey Mesh			LAM-Fusion Maple
			LAM-Black			LAM-Pewter			LAM-Montana Walnut
			LAM-Designer White			LAM-Steel Mesh			LAM-Monticello Maple
			LAM-Dove Grey						LAM-River Cherry
			LAM-Fashion Grey						LAM-Wild Cherry
			LAM-Khaki Brown						
			LAM-Linen						
			LAM-Shadow						
			LAM-Steel						
			LAM-Wallaby						

42" HIGH MODULAR SECTION

PRAT Table Series

Example: item number **PR-4252** + wood suffix **-BB** = **PR-4252-BB**

Item	Description	Dimensions	inches			List Price			
			l	d	h				
PR-4252	96" x 24" x 42" Modular End Section	Overall	96	24	42				
									
<p>NOTE: PR-4224 T-leg required at connection For electrical options contact factory</p>									
			-BB Beech	-MM Maple	-OA Oak	-WW Walnut	-ZZ Zebrano	-LAM Laminate	-AY Acrylic (white only)
			4215	4215	4215	4215	4215	4215	8449

Item	Description	Dimensions	inches			Blade Depth	List Price
			l	d	h		
PR-4224	24" Depth T-Leg	Overall	3/8	24	42	7	
							
			List Price				
			1095				

Required to Specify


T-Leg Metal Finishes: Chrome, Anthracite, Bronze, Silver, Matte Black, Matte Silver, Light Grey, Mid Grey, or Matte White

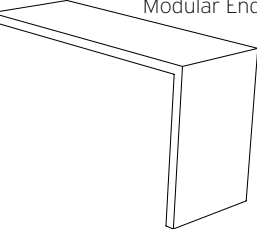
Table Finishes :	Beech	-BB	101 Natural Beech	Maple	-MM	201 Natural Maple	Oak	-OA	301 Natural Oak
			102 Light Beech			202 Light Maple			302 Medium Oak
			103 Medium Beech						303 Grey Oak
			104 Dark Beech						304 Brown Oak
	Walnut	-WW	400 Light Walnut	Zebrano	-ZZ	501 Natural Zebrano	Acrylic	-AY	White Only
			401 Natural Walnut			502 Dark Zebrano			
			402 Medium Walnut						
Laminate	-LAM		<i>Solid Color Top</i>			<i>Pattern Laminates</i>			<i>Wood Grain Laminates</i>
			LAM-Antique White			LAM-Grey Mesh			LAM-Fusion Maple
			LAM-Black			LAM-Pewter			LAM-Montana Walnut
			LAM-Designer White			LAM-Steel Mesh			LAM-Monticello Maple
			LAM-Dove Grey						LAM-River Cherry
			LAM-Fashion Grey						LAM-Wild Cherry
			LAM-Khaki Brown						
			LAM-Linen						
			LAM-Shadow						
			LAM-Steel						
			LAM-Wallaby						

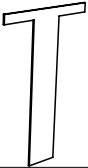
42" HIGH MODULAR SECTION

PRAT Table Series

Example: item number **PR-4253** + wood suffix **-BB** = **PR-4253-BB**

Item	Description	Dimensions	inches			List Price			
			l	d	h				
PR-4253	48" x 29" x 42" Modular End Section	Overall	48	29	42				
									
<p>NOTE: PR-4229 T-leg required at connection For electrical options contact factory</p>									
			-BB Beech	-MM Maple	-OA Oak	-WW Walnut	-ZZ Zebrano	-LAM Laminate	-AY Acrylic (white only)
			3681	3681	3681	3681	3681	3681	6829

Item	Description	Dimensions	inches			List Price			
			l	d	h				
PR-4254	72" x 29" x 42" Modular End Section	Overall	72	29	42				
									
<p>NOTE: PR-4229 T-leg required at connection For electrical options contact factory</p>									
			-BB Beech	-MM Maple	-OA Oak	-WW Walnut	-ZZ Zebrano	-LAM Laminate	-AY Acrylic (white only)
			4265	4265	4265	4265	4265	4265	8352

Item	Description	Dimensions	inches			Blade Depth	List Price
			l	d	h		
PR-4229	29" Depth T-Leg	Overall	3/8	29	42	9	
							
							1247

Required to Specify

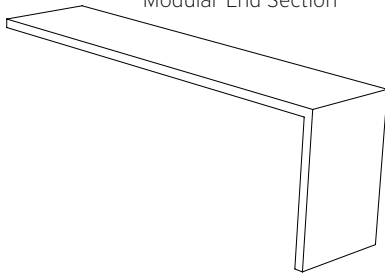
T-Leg Metal Finishes: Chrome, Anthracite, Bronze, Silver, Matte Black, Matte Silver, Light Grey, Mid Grey, or Matte White

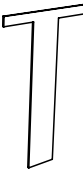
Table Finishes :	Beech	-BB	101 Natural Beech	Maple	-MM	201 Natural Maple	Oak	-OA	301 Natural Oak
			102 Light Beech			202 Light Maple			302 Medium Oak
			103 Medium Beech						303 Grey Oak
			104 Dark Beech						304 Brown Oak
	Walnut	-WW	400 Light Walnut	Zebrano	-ZZ	501 Natural Zebrano	Acrylic	-AY	White Only
			401 Natural Walnut			502 Dark Zebrano			
			402 Medium Walnut						
	Laminate	-LAM	Solid Color Top			Pattern Laminates			Wood Grain Laminates
			LAM-Antique White			LAM-Grey Mesh			LAM-Fusion Maple
			LAM-Black			LAM-Pewter			LAM-Montana Walnut
			LAM-Designer White			LAM-Steel Mesh			LAM-Monticello Maple
			LAM-Dove Grey						LAM-River Cherry
			LAM-Fashion Grey						LAM-Wild Cherry
			LAM-Khaki Brown						
			LAM-Linen						
			LAM-Shadow						
			LAM-Steel						
			LAM-Wallaby						

42" HIGH MODULAR SECTION

PRAT Table Series

Example: item number PR-4255 + wood suffix -BB = PR-4255-BB

Item	Description	Dimensions	inches			List Price			
			l	d	h				
PR-4255	96" x 29" x 42" Modular End Section	Overall	96	29	42				
									
<p>NOTE: PR-4229 T-leg required at connection For electrical options contact factory</p>									
			-BB Beech	-MM Maple	-OA Oak	-WW Walnut	-ZZ Zebrano	-LAM Laminate	-AY Acrylic (white only)
			4914	4914	4914	4914	4914	4914	8940

Item	Description	Dimensions	inches			Blade Depth	List Price
			l	d	h		
PR-4229	29" Depth T-Leg	Overall	3/8	29	42	9	
							
							1247

Required to Specify

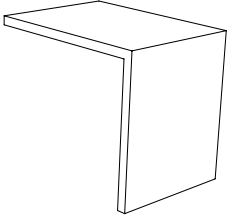
T-Leg Metal Finishes: Chrome, Anthracite, Bronze, Silver, Matte Black, Matte Silver, Light Grey, Mid Grey, or Matte White

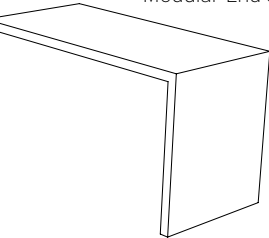
Table Finishes :	Beech	-BB	101 Natural Beech	Maple	-MM	201 Natural Maple	Oak	-OA	301 Natural Oak
			102 Light Beech			202 Light Maple			302 Medium Oak
			103 Medium Beech						303 Grey Oak
			104 Dark Beech						304 Brown Oak
	Walnut	-WW	400 Light Walnut	Zebrano	-ZZ	501 Natural Zebrano	Acrylic	-AY	White Only
			401 Natural Walnut			502 Dark Zebrano			
			402 Medium Walnut						
	Laminate	-LAM	<i>Solid Color Top</i>			<i>Pattern Laminates</i>			<i>Wood Grain Laminates</i>
			LAM-Antique White			LAM-Grey Mesh			LAM-Fusion Maple
			LAM-Black			LAM-Pewter			LAM-Montana Walnut
			LAM-Designer White			LAM-Steel Mesh			LAM-Monticello Maple
			LAM-Dove Grey						LAM-River Cherry
			LAM-Fashion Grey						LAM-Wild Cherry
			LAM-Khaki Brown						
			LAM-Linen						
			LAM-Shadow						
			LAM-Steel						
			LAM-Wallaby						

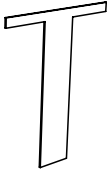
42" HIGH MODULAR SECTION

PRAT Table Series

Example: item number **PR-4256** + wood suffix **-BB** = **PR-4256-BB**

Item	Description	Dimensions	inches			List Price			
			l	d	h				
PR-4256	48" x 36" x 42" Modular End Section	Overall	48	36	42				
 <p>NOTE: PR-4236 T-leg required at connection For electrical options contact factory</p>									
			-BB Beech	-MM Maple	-OA Oak	-WW Walnut	-ZZ Zebrano	-LAM Laminate	-AY Acrylic (white only)
			4104	4104	4104	4104	4104	4104	7120

Item	Description	Dimensions	inches			List Price			
			l	d	h				
PR-4257	72" x 36" x 42" Modular End Section	Overall	72	36	42				
 <p>NOTE: PR-4236 T-leg required at connection For electrical options contact factory</p>									
			-BB Beech	-MM Maple	-OA Oak	-WW Walnut	-ZZ Zebrano	-LAM Laminate	-AY Acrylic (white only)
			4910	4910	4910	4910	4910	4910	9318

Item	Description	Dimensions	inches			Blade Depth	List Price
			l	d	h		
PR-4236	36" Depth T-Leg	Overall	3/8	36	42	10	
							1273

Required to Specify

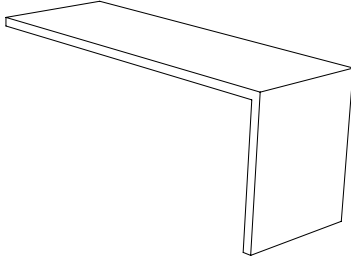
T-Leg Metal Finishes: Chrome, Anthracite, Bronze, Silver, Matte Black, Matte Silver, Light Grey, Mid Grey, or Matte White

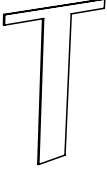
Table Finishes :									
Beech	-BB	101 Natural Beech	Maple	-MM	201 Natural Maple	Oak	-OA	301 Natural Oak	
		102 Light Beech			202 Light Maple			302 Medium Oak	
		103 Medium Beech						303 Grey Oak	
		104 Dark Beech						304 Brown Oak	
Walnut	-WW	400 Light Walnut	Zebrano	-ZZ	501 Natural Zebrano	Acrylic	-AY	White Only	
		401 Natural Walnut			502 Dark Zebrano				
		402 Medium Walnut							
Laminate	-LAM	<i>Solid Color Top</i>			<i>Pattern Laminates</i>			<i>Wood Grain Laminates</i>	
		LAM-Antique White			LAM-Grey Mesh			LAM-Fusion Maple	
		LAM-Black			LAM-Pewter			LAM-Montana Walnut	
		LAM-Designer White			LAM-Steel Mesh			LAM-Monticello Maple	
		LAM-Dove Grey						LAM-River Cherry	
		LAM-Fashion Grey						LAM-Wild Cherry	
		LAM-Khaki Brown							
		LAM-Linen							
		LAM-Shadow							
		LAM-Steel							
		LAM-Wallaby							

42" HIGH MODULAR SECTION

PRAT Table Series

Example: item number **PR-4258** + wood suffix **-BB** = **PR-4258-BB**

Item	Description	Dimensions	inches			List Price			
			l	d	h				
PR-4258	96" x 36" x 42" Modular End Section	Overall	96	36	42				
									
<p>NOTE: PR-4236 T-leg required at connection For electrical options contact factory</p>									
			-BB Beech	-MM Maple	-OA Oak	-WW Walnut	-ZZ Zebrano	-LAM Laminate	-AY Acrylic (white only)
			5668	5668	5668	5668	5668	5668	10150

Item	Description	Dimensions	inches			Blade Depth	List Price
			l	d	h		
PR-4236	36" Depth T-Leg	Overall	3/8	36	42	10	
							
							1273

Required to Specify

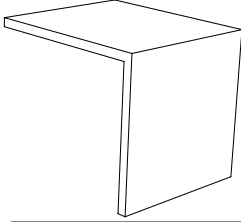
T-Leg Metal Finishes: Chrome, Anthracite, Bronze, Silver, Matte Black, Matte Silver, Light Grey, Mid Grey, or Matte White


Table Finishes :	Beech	-BB	101 Natural Beech	Maple	-MM	201 Natural Maple	Oak	-OA	301 Natural Oak
			102 Light Beech			202 Light Maple			302 Medium Oak
			103 Medium Beech						303 Grey Oak
			104 Dark Beech						304 Brown Oak
	Walnut	-WW	400 Light Walnut	Zebrano	-ZZ	501 Natural Zebrano	Acrylic	-AY	White Only
			401 Natural Walnut			502 Dark Zebrano			
			402 Medium Walnut						
	Laminate	-LAM	Solid Color Top			Pattern Laminates			Wood Grain Laminates
			LAM-Antique White			LAM-Grey Mesh			LAM-Fusion Maple
			LAM-Black			LAM-Pewter			LAM-Montana Walnut
			LAM-Designer White			LAM-Steel Mesh			LAM-Monticello Maple
			LAM-Dove Grey						LAM-River Cherry
			LAM-Fashion Grey						LAM-Wild Cherry
			LAM-Khaki Brown						
			LAM-Linen						
			LAM-Shadow						
			LAM-Steel						
			LAM-Wallaby						

42" HIGH MODULAR SECTION

PRAT Table Series

Example: item number **PR-4259** + wood suffix **-BB** = **PR-4259-BB**

Item	Description	Dimensions	inches			List Price			
			l	d	h				
PR-4259	48" x 42" x 42" Modular End Section	Overall	48	42	42				
 <p>NOTE: PR-4242 T-leg required at connection For electrical options contact factory</p>									
			-BB Beech	-MM Maple	-OA Oak	-WW Walnut	-ZZ Zebrano	-LAM Laminate	-AY Acrylic (white only)
			4499	4499	4499	4499	4499	4499	7410

Item	Description	Dimensions	inches			List Price			
			l	d	h				
PR-4260	72" x 42" x 42" Modular End Section	Overall	72	42	42				
 <p>NOTE: PR-4242 T-leg required at connection For electrical options contact factory</p>									
			-BB Beech	-MM Maple	-OA Oak	-WW Walnut	-ZZ Zebrano	-LAM Laminate	-AY Acrylic (white only)
			5394	5394	5394	5394	5394	5394	10284

Item	Description	Dimensions	inches			Blade Depth	List Price
			l	d	h		
PR-4242	42" Depth T-Leg	Overall	3/8	42	42	12	
							1426

Required to Specify

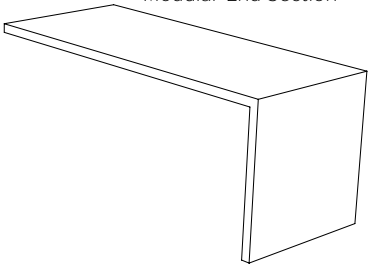
T-Leg Metal Finishes: Chrome, Anthracite, Bronze, Silver, Matte Black, Matte Silver, Light Grey, Mid Grey, or Matte White


Table Finishes :									
Beech	-BB	101 Natural Beech	Maple	-MM	201 Natural Maple	Oak	-OA	301 Natural Oak	
		102 Light Beech			202 Light Maple			302 Medium Oak	
		103 Medium Beech						303 Grey Oak	
		104 Dark Beech						304 Brown Oak	
Walnut	-WW	400 Light Walnut	Zebrano	-ZZ	501 Natural Zebrano	Acrylic	-AY	White Only	
		401 Natural Walnut			502 Dark Zebrano				
		402 Medium Walnut							
Laminate	-LAM	Solid Color Top			Pattern Laminates			Wood Grain Laminates	
		LAM-Antique White			LAM-Grey Mesh			LAM-Fusion Maple	
		LAM-Black			LAM-Pewter			LAM-Montana Walnut	
		LAM-Designer White			LAM-Steel Mesh			LAM-Monticello Maple	
		LAM-Dove Grey						LAM-River Cherry	
		LAM-Fashion Grey						LAM-Wild Cherry	
		LAM-Khaki Brown							
		LAM-Linen							
		LAM-Shadow							
		LAM-Steel							
		LAM-Wallaby							

42" HIGH MODULAR SECTION

PRAT Table Series

Example: item number **PR-4261** + wood suffix **-BB** = **PR-4261-BB**

Item	Description	Dimensions	inches			List Price			
			l	d	h				
PR-4261	96" x 42" x 42" Modular End Section	Overall	96	42	42				
									
<p>NOTE: PR-4242 T-leg required at connection For electrical options contact factory</p>									
			-BB Beech	-MM Maple	-OA Oak	-WW Walnut	-ZZ Zebrano	-LAM Laminate	-AY Acrylic (white only)
			6209	6209	6209	6209	6209	6209	11363

Item	Description	Dimensions	inches			Blade Depth	List Price	
			l	d	h			
PR-4242	42" Depth T-Leg	Overall	3/8	42	42	12		
								
								1426

Required to Specify

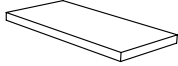
T-Leg Metal Finishes: Chrome, Anthracite, Bronze, Silver, Matte Black, Matte Silver, Light Grey, Mid Grey, or Matte White

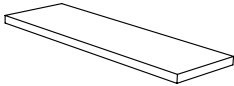
Table Finishes :	Beech	-BB	101 Natural Beech	Maple	-MM	201 Natural Maple	Oak	-OA	301 Natural Oak
			102 Light Beech			202 Light Maple			302 Medium Oak
			103 Medium Beech						303 Grey Oak
			104 Dark Beech						304 Brown Oak
	Walnut	-WW	400 Light Walnut	Zebrano	-ZZ	501 Natural Zebrano	Acrylic	-AY	White Only
			401 Natural Walnut			502 Dark Zebrano			
			402 Medium Walnut						
	Laminate	-LAM	<i>Solid Color Top</i>			<i>Pattern Laminates</i>			<i>Wood Grain Laminates</i>
			LAM-Antique White			LAM-Grey Mesh			LAM-Fusion Maple
			LAM-Black			LAM-Pewter			LAM-Montana Walnut
			LAM-Designer White			LAM-Steel Mesh			LAM-Monticello Maple
			LAM-Dove Grey						LAM-River Cherry
			LAM-Fashion Grey						LAM-Wild Cherry
			LAM-Khaki Brown						
			LAM-Linen						
			LAM-Shadow						
			LAM-Steel						
			LAM-Wallaby						

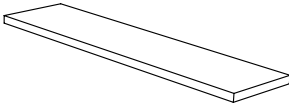
MODULAR SPANNER TABLES

PRAT Table Series

Example: item number **PR-5000** + wood suffix **-BB** = **PR-5000-BB**

Item	Description	Dimensions	inches			List Price			
			l	d	h				
PR-5000	48" x 24" Modular Spanner Table	Overall	48	24	2 1/2				
			-BB Beech	-MM Maple	-OA Oak	-WW Walnut	-ZZ Zebrano	-LAM Laminate	-AY Acrylic (white only)
			1733	1733	1733	1733	1733	1733	3524

Item	Description	Dimensions	inches			List Price			
			l	d	h				
PR-5001	72" x 24" Modular Spanner Table	Overall	72	24	2 1/2				
			-BB Beech	-MM Maple	-OA Oak	-WW Walnut	-ZZ Zebrano	-LAM Laminate	-AY Acrylic (white only)
			2234	2234	2234	2234	2234	2234	4967

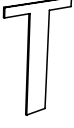
Item	Description	Dimensions	inches			List Price			
			l	d	h				
PR-5002	96" x 24" Modular Spanner Table	Overall		96	24	2 1/2			
			-BB Beech	-MM Maple	-OA Oak	-WW Walnut	-ZZ Zebrano	-LAM Laminate	-AY Acrylic (white only)
			2710	2710	2710	2710	2710	2710	5527

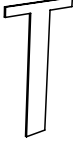
NOTE: For electrical options contact factory. Must use T-Legs - PR-3024, PR-3624, or PR-4224 (see page 56)


Required to Specify

Table Finishes :	Beech	-BB	101 Natural Beech 102 Light Beech 103 Medium Beech 104 Dark Beech	Maple	-MM	201 Natural Maple 202 Light Maple	Oak	-OA	301 Natural Oak 302 Medium Oak 303 Grey Oak 304 Brown Oak
	Walnut	-WW	400 Light Walnut 401 Natural Walnut 402 Medium Walnut	Zebrano	-ZZ	501 Natural Zebrano 502 Dark Zebrano	Acrylic	-AY	White Only
	Laminate	-LAM	<i>Solid Color Top</i> LAM-Antique White LAM-Black LAM-Designer White LAM-Dove Grey LAM-Fashion Grey LAM-Khaki Brown LAM-Linen LAM-Shadow LAM-Steel LAM-Wallaby			<i>Pattern Laminates</i> LAM-Grey Mesh LAM-Pewter LAM-Steel Mesh			<i>Wood Grain Laminates</i> LAM-Fusion Maple LAM-Montana Walnut LAM-Monticello Maple LAM-River Cherry LAM-Wild Cherry

Example: item number **PR-3024** = **PR-3024**

Item	Description	Dimensions	l	inches d	h	Blade Depth
PR-3024	24" Depth T-Leg	Overall	$\frac{3}{8}$	24	30	7
						
List Price						
1095						

Item	Description	Dimensions	l	inches d	h	Blade Depth
PR-3624	24" Depth T-Leg	Overall	$\frac{3}{8}$	24	36	7
						
List Price						
1095						

Item	Description	Dimensions	l	inches d	h	Blade Depth
PR-4224	24" Depth T-Leg	Overall	$\frac{3}{8}$	24	42	7
						
List Price						
1095						

Required to Specify

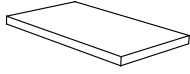
T-Leg Metal Finishes: Chrome, Anthracite, Bronze, Silver, Matte Black, Matte Silver, Light Grey, Mid Grey, or Matte White

MODULAR SPANNER TABLES

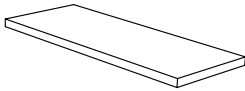
PRAT Table Series

Example: item number **PR-5003** + wood suffix **-BB** = **PR-5003-BB**

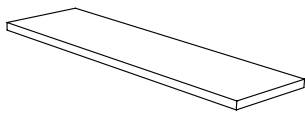
Item	Description	Dimensions	inches			List Price							
			l	d	h		-BB	-MM	-OA	-WW	-ZZ	-LAM	-AY
PR-5003	48" x 29" Modular Spanner Table	Overall	48	29	2 1/2		Beech	Maple	Oak	Walnut	Zebrano	Laminate	Acrylic (white only)
			2048	2048	2048							2048	3768



Item	Description	Dimensions	inches			List Price							
			l	d	h		-BB	-MM	-OA	-WW	-ZZ	-LAM	-AY
PR-5004	72" x 29" Modular Spanner Table	Overall	72	29	2 1/2		Beech	Maple	Oak	Walnut	Zebrano	Laminate	Acrylic (white only)
			2641	2641	2641							2641	5271



Item	Description	Dimensions	inches			List Price							
			l	d	h		-BB	-MM	-OA	-WW	-ZZ	-LAM	-AY
PR-5005	96" x 29" Modular Spanner Table	Overall	96	29	2 1/2		Beech	Maple	Oak	Walnut	Zebrano	Laminate	Acrylic (white only)
			3257	3257	3257							3257	5895




NOTE: For electrical options contact factory. Must use T-Legs - PR-3029, PR-3629, or PR-4229 (see page 58)

Required to Specify

Table Finishes :	Beech	-BB	101 Natural Beech 102 Light Beech 103 Medium Beech 104 Dark Beech	Maple	-MM	201 Natural Maple 202 Light Maple	Oak	-OA	301 Natural Oak 302 Medium Oak 303 Grey Oak 304 Brown Oak
	Walnut	-WW	400 Light Walnut 401 Natural Walnut 402 Medium Walnut	Zebrano	-ZZ	501 Natural Zebrano 502 Dark Zebrano	Acrylic	-AY	White Only
	Laminate	-LAM	<i>Solid Color Top</i> LAM-Antique White LAM-Black LAM-Designer White LAM-Dove Grey LAM-Fashion Grey LAM-Khaki Brown LAM-Linen LAM-Shadow LAM-Steel LAM-Wallaby			<i>Pattern Laminates</i> LAM-Grey Mesh LAM-Pewter LAM-Steel Mesh			<i>Wood Grain Laminates</i> LAM-Fusion Maple LAM-Montana Walnut LAM-Monticello Maple LAM-River Cherry LAM-Wild Cherry

Example: item number **PR-3029** = **PR-3029**

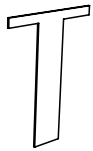
Item	Description	Dimensions	l	inches d	h	Blade Depth
PR-3029	29" Depth T-Leg	Overall	$\frac{3}{8}$	29	30	9



List Price

1247

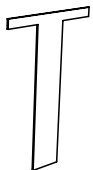
Item	Description	Dimensions	l	inches d	h	Blade Depth
PR-3629	29" Depth T-Leg	Overall	$\frac{3}{8}$	29	36	9



List Price

1247

Item	Description	Dimensions	l	inches d	h	Blade Depth
PR-4229	29" Depth T-Leg	Overall	$\frac{3}{8}$	29	42	9



List Price

1247

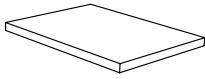
Required to Specify

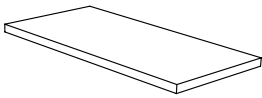
T-Leg Metal Finishes: Chrome, Anthracite, Bronze, Silver, Matte Black, Matte Silver, Light Grey, Mid Grey, or Matte White

MODULAR SPANNER TABLES

PRAT Table Series

Example: item number **PR-5006** + wood suffix **-BB** = **PR-5006-BB**

Item	Description	Dimensions	inches			List Price			
			l	d	h				
PR-5006	48" x 36" Modular Spanner Table	Overall	48	36	2 1/2				
			-BB Beech	-MM Maple	-OA Oak	-WW Walnut	-ZZ Zebrano	-LAM Laminate	-AY Acrylic (white only)
			2265	2265	2265	2265	2265	2265	3917

Item	Description	Dimensions	inches			List Price			
			l	d	h				
PR-5007	72" x 36" Modular Spanner Table	Overall	72	36	2 1/2				
			-BB Beech	-MM Maple	-OA Oak	-WW Walnut	-ZZ Zebrano	-LAM Laminate	-AY Acrylic (white only)
			3068	3068	3068	3068	3068	3068	6099

Item	Description	Dimensions	inches			List Price			
			l	d	h				
PR-5008	96" x 36" Modular Spanner Table	Overall	96	36	2 1/2				
			-BB Beech	-MM Maple	-OA Oak	-WW Walnut	-ZZ Zebrano	-LAM Laminate	-AY Acrylic (white only)
			3795	3795	3795	3795	3795	3795	6991

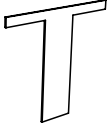
NOTE: For electrical options contact factory. Must use T-Legs - PR-3036, PR-3636, or PR-4236 (see page 60)

Required to Specify

Table Finishes :	Beech	-BB	101 Natural Beech 102 Light Beech 103 Medium Beech 104 Dark Beech	Maple	-MM	201 Natural Maple 202 Light Maple	Oak	-OA	301 Natural Oak 302 Medium Oak 303 Grey Oak 304 Brown Oak
	Walnut	-WW	400 Light Walnut 401 Natural Walnut 402 Medium Walnut	Zebrano	-ZZ	501 Natural Zebrano 502 Dark Zebrano	Acrylic	-AY	White Only
	Laminate	-LAM	<i>Solid Color Top</i> LAM-Antique White LAM-Black LAM-Designer White LAM-Dove Grey LAM-Fashion Grey LAM-Khaki Brown LAM-Linen LAM-Shadow LAM-Steel LAM-Wallaby			<i>Pattern Laminates</i> LAM-Grey Mesh LAM-Pewter LAM-Steel Mesh			<i>Wood Grain Laminates</i> LAM-Fusion Maple LAM-Montana Walnut LAM-Monticello Maple LAM-River Cherry LAM-Wild Cherry

Example: item number PR-3036 = PR-3036


Item	Description	Dimensions	l	inches d	h	Blade Depth
PR-3036	36" Depth T-Leg	Overall	$\frac{3}{8}$	36	30	10



List Price

1273

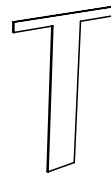
Item	Description	Dimensions	l	inches d	h	Blade Depth
PR-3636	36" Depth T-Leg	Overall	$\frac{3}{8}$	36	36	10



List Price

1273

Item	Description	Dimensions	l	inches d	h	Blade Depth
PR-4236	36" Depth T-Leg	Overall	$\frac{3}{8}$	36	42	10



List Price

1273

Required to Specify

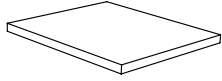
T-Leg Metal Finishes: Chrome, Anthracite, Bronze, Silver, Matte Black, Matte Silver, Light Grey, Mid Grey, or Matte White

MODULAR SPANNER TABLES

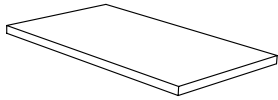
PRAT Table Series

Example: item number **PR-5009** + wood suffix **-BB** = **PR-5009-BB**

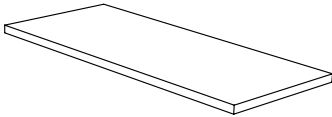
Item	Description	Dimensions	inches			List Price							
			l	d	h		-BB	-MM	-OA	-WW	-ZZ	-LAM	-AY
PR-5009	48" x 42" Modular Spanner Table	Overall	48	42	2 1/2		Beech	Maple	Oak	Walnut	Zebrano	Laminate	Acrylic (white only)
			2461	2461	2461							2461	4922



Item	Description	Dimensions	inches			List Price							
			l	d	h		-BB	-MM	-OA	-WW	-ZZ	-LAM	-AY
PR-5010	72" x 42" Modular Spanner Table	Overall	72	42	2 1/2		Beech	Maple	Oak	Walnut	Zebrano	Laminate	Acrylic (white only)
			3354	3354	3354							3354	6929



Item	Description	Dimensions	inches			List Price							
			l	d	h		-BB	-MM	-OA	-WW	-ZZ	-LAM	-AY
PR-5011	96" x 42" Modular Spanner Table	Overall	96	42	2 1/2		Beech	Maple	Oak	Walnut	Zebrano	Laminate	Acrylic (white only)
			4139	4139	4139							4139	8086



NOTE: For electrical options contact factory. Must use T-Legs - PR-3042, PR-3642, or PR-4242 (see page 62)

Required to Specify

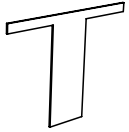
Table Finishes :	Beech	-BB	101 Natural Beech 102 Light Beech 103 Medium Beech 104 Dark Beech	Maple	-MM	201 Natural Maple 202 Light Maple	Oak	-OA	301 Natural Oak 302 Medium Oak 303 Grey Oak 304 Brown Oak
	Walnut	-WW	400 Light Walnut 401 Natural Walnut 402 Medium Walnut	Zebrano	-ZZ	501 Natural Zebrano 502 Dark Zebrano	Acrylic	-AY	White Only
	Laminate	-LAM	<i>Solid Color Top</i> LAM-Antique White LAM-Black LAM-Designer White LAM-Dove Grey LAM-Fashion Grey LAM-Khaki Brown LAM-Linen LAM-Shadow LAM-Steel LAM-Wallaby			<i>Pattern Laminates</i> LAM-Grey Mesh LAM-Pewter LAM-Steel Mesh			<i>Wood Grain Laminates</i> LAM-Fusion Maple LAM-Montana Walnut LAM-Monticello Maple LAM-River Cherry LAM-Wild Cherry

T-LEGS

PRAT Table Series

Example: item number PR-3042 = PR-3042

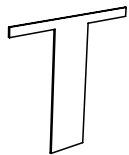
Item	Description	Dimensions	l	inches d	h	Blade Depth
PR-3042	42" Depth T-Leg	Overall	$\frac{3}{8}$	42	30	12



List Price

1426

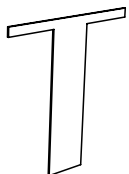
Item	Description	Dimensions	l	inches d	h	Blade Depth
PR-3642	42" Depth T-Leg	Overall	$\frac{3}{8}$	42	36	12



List Price

1426

Item	Description	Dimensions	l	inches d	h	Blade Depth
PR-4242	42" Depth T-Leg	Overall	$\frac{3}{8}$	42	42	12



List Price

1426

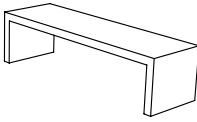
Required to Specify

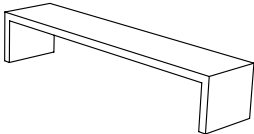
T-Leg Metal Finishes: Chrome, Anthracite, Bronze, Silver, Matte Black, Matte Silver, Light Grey, Mid Grey, or Matte White

BENCHES

PRAT Table Series

Example: item number **PR-6064** + wood suffix **-ZZ** = **PR-6064-ZZ**

Item	Description	Dimensions	inches					
			l	d	h			
PR-6064	Bench	Outside	64 1/2	20	17 1/2			
		-BB	-MM	-OA	-WW	-ZZ	-LAM	-AY
		Beech	Maple	Oak	Walnut	Zebrano	Laminate	Acrylic (white only)
List Price			3770	3770	3770	3770	3770	7775

Item	Description	Dimensions	inches					
			l	d	h			
PR-6086	Bench	Outside	86	20	17 1/2			
		-BB	-MM	-OA	-WW	-ZZ	-LAM	-AY
		Beech	Maple	Oak	Walnut	Zebrano	Laminate	Acrylic (white only)
List Price			4229	4229	4229	4229	4229	9056

Required to Specify

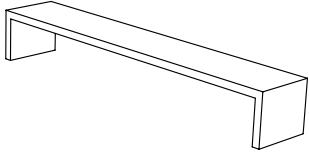
Bench Finishes :	Beech	-BB	101 Natural Beech 102 Light Beech 103 Medium Beech 104 Dark Beech	Maple	-MM	201 Natural Maple 202 Light Maple	Oak	-OA	301 Natural Oak 302 Medium Oak 303 Grey Oak 304 Brown Oak
	Walnut	-WW	400 Light Walnut 401 Natural Walnut 402 Medium Walnut	Zebrano	-ZZ	501 Natural Zebrano 502 Dark Zebrano	Acrylic	-AY	White Only
	Laminate	-LAM	<i>Solid Color Top</i> LAM-Antique White LAM-Black LAM-Designer White LAM-Dove Grey LAM-Fashion Grey LAM-Khaki Brown LAM-Linen LAM-Shadow LAM-Steel LAM-Wallaby			<i>Pattern Laminates</i> LAM-Grey Mesh LAM-Pewter LAM-Steel Mesh			<i>Wood Grain Laminates</i> LAM-Fusion Maple LAM-Montana Walnut LAM-Monticello Maple LAM-River Cherry LAM-Wild Cherry

BENCHES

PRAT Table Series

Example: item number PR-6107 + wood suffix -ZZ = PR-6107-ZZ

Item	Description	Dimensions	inches		
			l	d	h
PR-6107	Bench	Outside	107 1/2	20	17 1/2



List Price	-BB Beech	-MM Maple	-OA Oak	-WW Walnut	-ZZ Zebrano	-LAM Laminate	-AY Acrylic (white only)
	5076	5076	5076	5076	5076	5076	9699

Required to Specify

Bench Finishes :	Beech	-BB	101 Natural Beech 102 Light Beech 103 Medium Beech 104 Dark Beech	Maple	-MM	201 Natural Maple 202 Light Maple	Oak	-OA	301 Natural Oak 302 Medium Oak 303 Grey Oak 304 Brown Oak
	Walnut	-WW	400 Light Walnut 401 Natural Walnut 402 Medium Walnut	Zebrano	-ZZ	501 Natural Zebrano 502 Dark Zebrano	Acrylic	-AY	White Only
	Laminate	-LAM	<i>Solid Color Top</i> LAM-Antique White LAM-Black LAM-Designer White LAM-Dove Grey LAM-Fashion Grey LAM-Khaki Brown LAM-Linen LAM-Shadow LAM-Steel LAM-Wallaby			<i>Pattern Laminates</i> LAM-Grey Mesh LAM-Pewter LAM-Steel Mesh			<i>Wood Grain Laminates</i> LAM-Fusion Maple LAM-Montana Walnut LAM-Monticello Maple LAM-River Cherry LAM-Wild Cherry

CUSHIONS

PRAT Table Series

Example: item number **PR-8001** + cushion position **-A** = **PR-8001-A**

Item	Description	Dimensions	inches			Yardage / Square Feet
			l	d	h	
PR-8001	Upholstered Cushion One Module	Outside	21 ³ / ₈	19 ¹ / ₂	³ / ₄	³ / ₄ yds. / 13 ¹ / ₂ sq. ft.

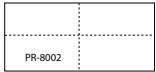
List Price													
Grades													
COM/COL	A	B	C	D	E	F	G	H	I	J	K	L	
286	308	330	352	374	396	418	440	462	484	506	528	550	



NOTE: Upholstered cushions may not be placed side by side. Drawing must accompany order.

Item	Description	Dimensions	inches			Yardage / Square Feet
			l	d	h	
PR-8002	Upholstered Cushion Two Module	Outside	42 ³ / ₈	19 ¹ / ₂	³ / ₄	1 yd. / 18 sq. ft.

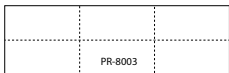
List Price													
Grades													
COM/COL	A	B	C	D	E	F	G	H	I	J	K	L	
411	433	455	477	499	521	543	565	587	609	631	653	675	



NOTE: Upholstered cushions may not be placed side by side. Drawing must accompany order.

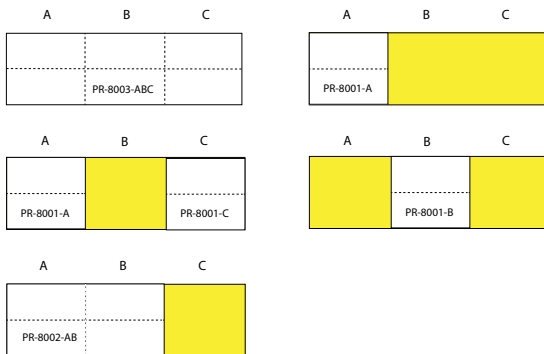
Item	Description	Dimensions	inches			Yardage / Square Feet
			l	d	h	
PR-8003	Upholstered Cushion Three Module	Outside	64	19 ¹ / ₂	³ / ₄	1 ¹ / ₄ yds. / 22 ¹ / ₂ sq. ft.

List Price													
Grades													
COM/COL	A	B	C	D	E	F	G	H	I	J	K	L	
603	647	691	735	779	823	867	911	955	999	1043	1087	1131	



NOTE: Upholstered cushions may not be placed side by side. Drawing must accompany order.

PR-6064 BENCH CUSHION OPTIONS – see below for examples to specify location of cushion on bench

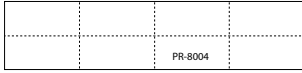


CUSHIONS

PRAT Table Series

Example: item number **PR-8004** + cushion position **-ABCD** = **PR-8004-ABCD**

Item	Description	Dimensions	l	inches d	h	Yardage / Square Feet
PR-8004	Upholstered Cushion Four Module	Outside	85 1/2	19 1/2	3/4	1 1/2 yds. / 27 sq. ft

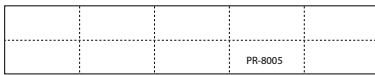


NOTE: Upholstered cushions may not be placed side by side. Drawing must accompany order.

List Price
Grades

COM/COL	A	B	C	D	E	F	G	H	I	J	K	L
726	770	814	858	902	946	990	1034	1078	1122	1166	1210	1254

Item	Description	Dimensions	l	inches d	h	Yardage / Square Feet
PR-8005	Upholstered Cushion Five Module	Outside	107	19 1/2	3/4	2 yds. / 36 sq. ft.

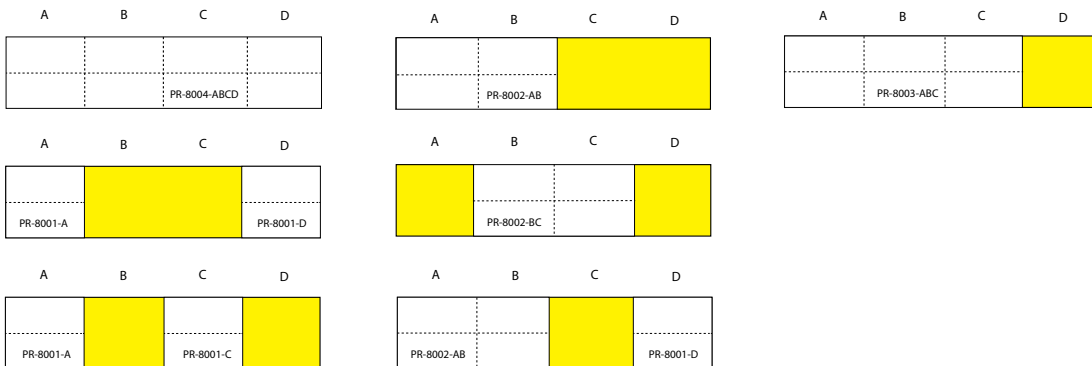


NOTE: Upholstered cushions may not be placed side by side. Drawing must accompany order.

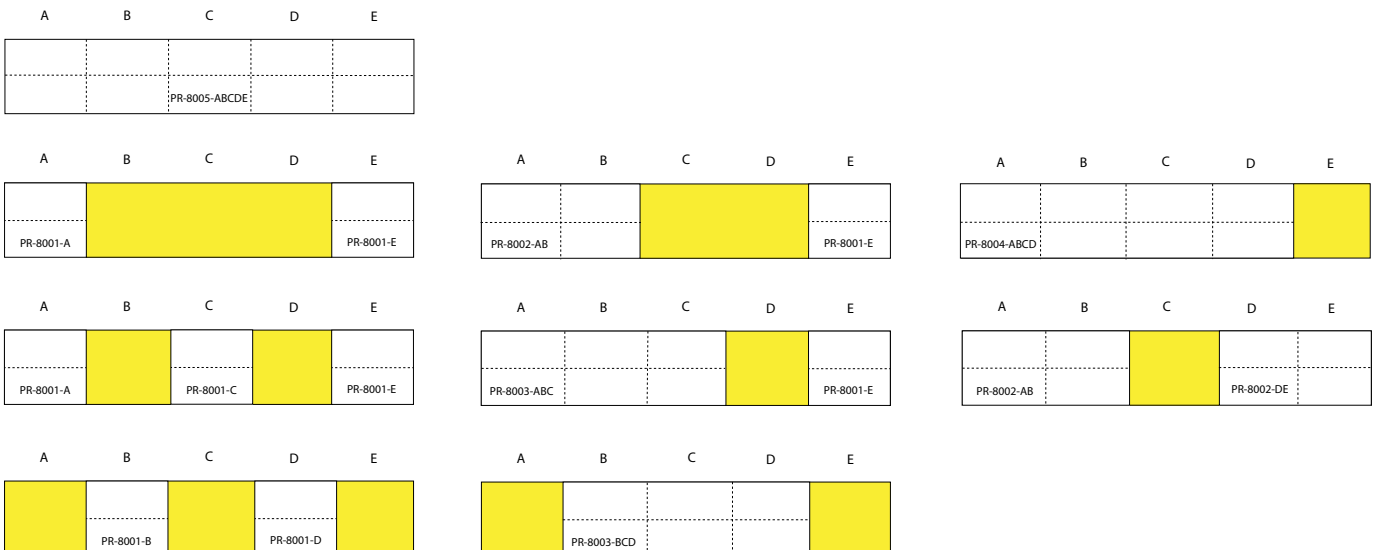
List Price
Grades

COM/COL	A	B	C	D	E	F	G	H	I	J	K	L
886	944	1002	1060	1118	1176	1234	1292	1350	1408	1466	1524	1582

PR-6086 BENCH CUSHION OPTIONS – see below for examples to specify location of cushion on bench



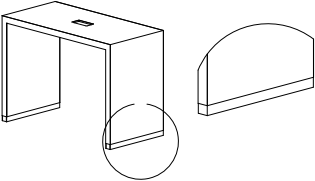
PR-6107 BENCH CUSHION OPTIONS – see below for examples to specify location of cushion on bench



KICK PLATES

PRAT Table Series

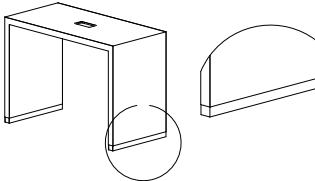
Item	Description	Dimensions	inches		
			l	d	h
PR-7001	24" Kick Plate	Overall	24	2 7/16	2



List Price

499 per table

Item	Description	Dimensions	inches		
			l	d	h
PR-7000	29" Kick Plate	Overall	29	2 7/16	2



List Price

542 per table

Item	Description	Dimensions	inches		
			l	d	h
PR-7002	36" Kick Plate	Overall	36	2 7/16	2

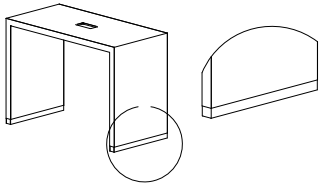


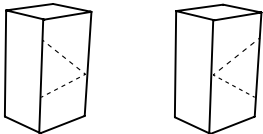
List Price

586 per table

Required to Specify

Metal Finishes: Anthracite, Bronze, Matte Black, Silver, Matte Silver, Light Grey, Mid Grey, or Matte White

Item	Description	Dimensions	inches		
			l	d	h
PR-7003	42" Kick Plate	Overall	42	2 7/16	2
					
		List Price			
		586 per table			

Item	Description	Dimensions	inches				h
			l	d			
PR-7004-R PR-7004-L	Storage Case	Overall	23	18 5/8		39 1/8	
							
		List Price					
			2009	2004	1685	2038	2214
						1171	

Required to Specify

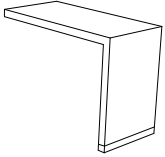
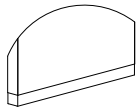
Metal Finishes: Anthracite, Bronze, Matte Black, Silver, Matte Silver, Light Grey, Mid Grey, or Matte White

Storage Finishes :		Beech	-BB	101 Natural Beech	Maple	-MM	201 Natural Maple	Oak	-OA	301 Natural Oak
				102 Light Beech			202 Light Maple			302 Medium Oak
				103 Medium Beech						303 Grey Oak
				104 Dark Beech						304 Brown Oak
		Walnut	-WW	400 Light Walnut	Zebrano	-ZZ	501 Natural Zebrano	Painted	-PT	PTOA-White
				401 Natural Walnut			502 Dark Zebrano			
				402 Medium Walnut						

KICK PLATE

PRAT Table Series

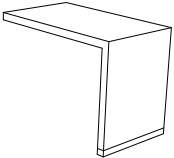
Item	Description	Dimensions	l	inches d	h
PR-7005	24" Modular Kick Plate	Overall	24	2 ⁷ / ₁₆	2

List Price

249 per table

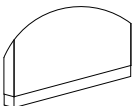
Item	Description	Dimensions	l	inches d	h
PR-7006	29" Modular Kick Plate	Overall	29	2 ⁷ / ₁₆	2




List Price

272 per table

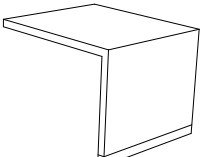
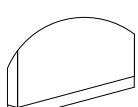
Item	Description	Dimensions	l	inches d	h
PR-7007	36" Modular Kick Plate	Overall	36	2 ⁷ / ₁₆	2

List Price

293 per table

Item	Description	Dimensions	l	inches d	h
PR-7008	42" Modular Kick Plate	Overall	42	2 ⁷ / ₁₆	2

List Price

293 per table

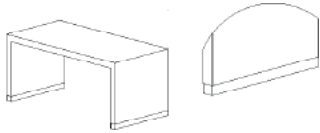
Required to Specify

Metal Finishes: Anthracite, Bronze, Matte Black, Silver, Matte Silver, Light Grey, Mid Grey, or Matte White

KICK PLATE

PRAT Table Series

Item	Description	Dimensions	l	inches d	h
PR-7009	20" Bench Kick Plate	Overall	20	2 ⁷ / ₁₆	2



List Price

499 per table

Required to Specify

Metal Finishes: Anthracite, Bronze, Matte Black, Silver, Matte Silver, Light Grey, Mid Grey, or Matte White

Item	Description	List Price
------	-------------	------------

Data / Power Units –

PR-90PP **Power Surface Unit**
with 2 power plugs



One **1139**
Two **2057**

Two cord options are available:
SPI15-4 - 3.5 meter with 15A power plug **111**
HWI-4 - 3.5 meter for hardwire **72**

Dimensions		inches
w x d	outside	8 1/2 x 4 1/4
Shipping Weight approx.		1.35 lbs.

PR-90PD **Data / Power Surface Unit**
with 2 power plugs and 2 RJ-45 Cat. 6



One **1601**
Two **2986**

Two cord options are available:
SPI15-4 - 3.5 meter with 15A power plug **111**
HWI-4 - 3.5 meter for hardwire **72**

Dimensions		inches
w x d	outside	10 1/2 x 4 1/4
Shipping Weight approx.		2.28 lbs.

PR-90PU **Data / Power Surface Unit**
with 2 power plugs and 2 charging USB



One **1595**
Two **2976**

Two cord options are available:
SPI15-4 - 3.5 meter with 15A power plug **111**
HWI-4 - 3.5 meter for hardwire **72**

Dimensions		inches
w x d	outside	10 1/2 x 4 1/4
Shipping Weight approx.		2.28 lbs.