

DAVIS®

Lucid Price List

Designed by Burkhard Vogtherr

Effective March 2, 2020

Updated March 11, 2021



LUCID Chair Series

Specifications	2
Finish Combinations	3
Images	4
LUCID 10 Series	
Lucid 10	5
Lucid 11	5
LUCID 20 Series	
Lucid 20	6
Lucid 21	6



FEATURES

Arm Caps & Covers

Lucid 10, 11 – standard with black plastic arm caps - Optional leather or Ultrafabric short or long hand-sewn wrapped arm covers available

LU-SLAC – Short leather arm cap option to replace black plastic arm cap – additional charge, see page 5

LU-LLAC – Long leather arm cap replaces black plastic arm caps and extends to bottom of arm – additional charge, see page 5

Lucid 20, 21 – standard with plastic inserts - **LU-UPHAC** - Optional leather or Ultrafabric upholstered arm cover available. See pages 6 & 7.

Leather arms match leather specified on seat and/or back. If fabric is specified, leather must be ordered for arm covers from the Davis Leather Collection or COL

Back Tilt Control

Balance spring – adjusts to accommodate a wide variety of body sizes and provides a healthful change of hip angle

Back Treatments

- **Webbed Back**– Lucid 10, Lucid 20, Lucid 30 – Features resilient stretch webbing constructed of woven polyester and Dupont LYCRA® Spandex

- **Upholstered Back**– Lucid 11, Lucid 21 – Offers fully upholstered aesthetics – inside back has arc detail sewing with comfort wrinkles standard. Solid fabrics or leathers are suggested

Casters

Lucid 10, 11 - standard with free rolling black casters.

Lucid 20, 21 - reinforced copolymer with safety brake feature that will not roll away until weight is in chair - this keeps chairs from slipping out from under user.

Black housing and black dual wheels on five blade base – Also available with soft tread for hard flooring - See options

Forward Position Control

Back tilt action can be locked in the forward, upright position for task oriented work

Gas Lift Height Adjustment

Allows for correct leg positioning and height to work surface

Seat Depth Adjustment

Seat adjusts 2" to proper depth of user's legs with a one time setting allowing for proper support of lower torso and legs

Synchro-Tilt Mechanism

LU-SYNCHRO – A synchro-mechanism can be added to all caster chairs – specify option when ordering chair. **\$132 LIST**

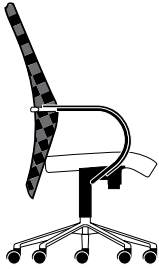
LU-FXSE - A fixed seat - **no upcharge**

Two-Tone Webbing

Two different webbing colors may be used together. Specify color for vertical application and horizontal application - No upcharge

Webbing

Custom webbing may be created – contact Factory for more information



Lucid 10, 11

WEBBED, UPHOLSTERED

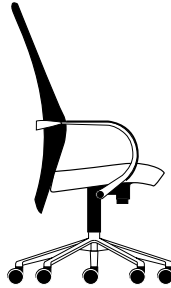
Arms –
Chrome
All Standard Powder Coats

Back Connector –
Chrome
All Standard Powder Coats

Base –
Chrome
All Standard Powder Coats

Standard arms – Black Plastic Arm Caps

*Options –
LU-LLAC Long Leather Arm Caps
LU-SLAC Short Leather Arm Caps
LU-SYNCHRO Synchro-tilt Mechanism
LU-SOCA Soft Casters*



Lucid 20, 21

WEBBED, UPHOLSTERED

Arms & Back Rail –
Chrome
All Standard Powder Coats

Base –
Chrome
All Standard Powder Coats

Standard arms – Black Plastic Inserts

*Options –
LU-UPHAC Upholstered Arm Caps
LU-SYNCHRO Synchro-tilt Mechanism
LU-SOCA-2030 Soft Casters*

ARM OPTIONS



Black Plastic Arm Caps –
Standard on Lucid 10, 11



Short Leather Arm Covers –
LU-SLAC Option
Optional on Lucid 10, 11



Long Leather Arm Covers –
LU-LLAC Option
Optional on Lucid 10, 11



Upholstered Arm Caps–
LU-UPHAC Option
Lucid 20, 21, 30, 31

BACK OPTIONS



Lucid 10
Webb Back



Lucid 21
Fully Upholstered

WEBBING COLOR OPTIONS



WB-Black



WB-Coco



WB-Crimson



WB-Grey



WB-Honeycomb



WB-Khaki



WB-Oat



WB-Platinum




WB-Sapphire

HIGH BACK

LUCID Chair Series

Example: item number **Lucid 10** + finish suffix **-CH** = **Lucid 10-CH**

Item	Description	Dimensions	inches			Yardage / Square Feet	Shipping Weight
			w	d	h		
Lucid 10	High Back	Outside	22 1/2	22 - 24	39 3/4 - 43 1/8	3/4 yds / 13 1/2 sq ft	44 lbs.
	WEBBING BACK	Inside	18 3/4	17 1/8 - 19 1/8	21		
	Black Plastic Arm Cap	Arm			26 1/8 - 29 1/2	LU-SLAC - 1/8 yd / 1 sq ft	
	Fixed Seat	Seat			19 - 22 3/8		




NOTE: inside depth 19 1/8 with slide at maximum (2" slide adjustment)

List Price
Grades

Finish	COM/COL	A	B	C	D	E	F	G	H	I	J	K	L
-PC Powder Coat	2088	2110	2132	2154	2176	2198	2220	2242	2264	2286	2308	2330	2352
-CH Chrome	2191	2213	2235	2257	2279	2301	2323	2345	2367	2389	2411	2433	2455

Item	Description	Dimensions	inches			Yardage / Square Feet	Shipping Weight
			w	d	h		
Lucid 11	High Back	Outside	22 1/2	22 - 24	39 3/4 - 43 1/8	1 1/2 yd / 27 sq ft	44 lbs
	UPHOLSTERED BACK	Inside	18 3/4	17 1/8 - 19 1/8	21		
	Black Plastic Arm Cap	Arm			26 1/8 - 29 1/2	LU-SLAC - 1/8 yd / 1 sq ft	
	Fixed Seat	Seat			19 - 22 3/8		



NOTE: inside depth 19 1/8 with slide at maximum (2" slide adjustment)

List Price
Grades

Finish	COM/COL	A	B	C	D	E	F	G	H	I	J	K	L
-PC Powder Coat	2516	2560	2604	2648	2692	2736	2780	2824	2868	2912	2956	3000	3044
-CH Chrome	2613	2657	2701	2745	2789	2833	2877	2921	2965	3009	3053	3097	3141

Required to Specify

Fabrics or Leather : Ensure graded in material or COM/COL is approved for use on Lucid by contacting Davis

Metal Finishes : Chrome, Anthracite, Bronze, Matte Black, Silver, Matte Silver, Light Grey, Mid Grey, or Matte White

Webbing Colors: required on Lucid 10 only
Corresponding leather –

WB-Black	HE-5000 Black
WB-Coco	HE-5006 Coco
WB-Crimson	
WB-Grey	HE-5002 Grey
WB Honeycomb	
WB-Khaki	HE-5008 Khaki
WB-Oat	HE-5007 Oat
WB-Platinum	HE-5009 Platinum
WB-Sapphire	

Two different webbing colors may be used together
Specify color for vertical application and horizontal application – No upcharge

Options (specify only if preferred)

Casters: LU-SOCA Soft casters in place of hard – **no upcharge**

LU-SOCA-R Soft Casters – Replace in field – **\$44 upcharge**

Synchro-Tilt: LU-SYNCHRO Synchro-Tilt Mechanism – **\$132**


LU-FXSE Fixed Seat – **no upcharge**

Upholstered Arms:	COL	-	-	-	D	-	-	G	-	-	J	-	-
LU-LLAC Long Leather Arm Covers	166	170	174	178	182	186	190	194	198	202	206	210	214
LU-SLAC Short Leather Arm Covers	82	86	90	94	98	102	106	110	114	118	122	126	130

ULTRA MID BACK

LUCID Chair Series

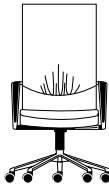
Example: item number **Lucid 20** + finish suffix **-CH** = **Lucid 20-CH**

Item	Description	Dimensions	inches			Yardage / Square Feet	Shipping Weight
			w	d	h		
	Ultra Mid Back	Outside	25 1/2	24 - 26	41 3/8 - 45 1/8	3/4 yds / 13 1/2 sq ft	47 lbs.
	WEBBING BACK	Inside	20 1/2	17 1/4 - 19 1/4	27		
	Black Plastic Arm Insert	Arm			27 - 30 3/4		
	Fixed Seat	Seat			18 3/4 - 22 1/2		

NOTE: inside depth 19 1/4 with slide at maximum (2" slide adjustment)

List Price
Grades

Finish	COM/COL	A	B	C	D	E	F	G	H	I	J	K	L
-PC Powder Coat	2329	2351	2373	2395	2417	2439	2461	2483	2505	2527	2549	2571	2593
-CH Chrome	2440	2462	2484	2506	2528	2550	2572	2594	2616	2638	2660	2682	2704

Item	Description	Dimensions	inches			Yardage / Square Feet	Shipping Weight
			w	d	h		
	Ultra Mid Back	Outside	25 1/2	24 - 26	41 3/8 - 45 1/8	1 3/4 yd / 31 1/2 sq ft	47 lbs.
	UPHOLSTERED BACK	Inside	20 1/2	17 1/4 - 19 1/4	27		
	Black Plastic Arm Insert	Arm			27 - 30 3/4		
	Fixed Seat	Seat			18 3/4 - 22 1/2		

NOTE: inside depth 19 1/4 with slide at maximum (2" slide adjustment)

List Price
Grades

Finish	COM/COL	A	B	C	D	E	F	G	H	I	J	K	L
-PC Powder Coat	2820	2871	2922	2973	3024	3075	3126	3177	3228	3279	3330	3381	3432
-CH Chrome	2962	3013	3064	3115	3166	3217	3268	3319	3370	3421	3472	3523	3574

Required to Specify

Fabrics or Leather : Ensure graded in material or COM/COL is approved for use on Lucid by contacting Davis

Metal Finishes : Chrome, Anthracite, Bronze, Matte Black, Silver, Matte Silver, Light Grey, Mid Grey, or Matte White

Webbing Colors: required on Lucid 20 only

Corresponding leather –

WB-Black	HE-5000 Black
WB-Coco	HE-5006 Coco
WB-Crimson	
WB-Grey	HE-5002 Grey
WB Honeycomb	
WB-Khaki	HE-5008 Khaki
WB-Oat	HE-5007 Oat
WB-Platinum	HE-5009 Platinum
WB-Sapphire	

Two different webbing colors may be used together
Specify color for vertical application and horizontal application – No upcharge

Options (specify only if preferred)

Casters: LU-SOCA-2030 Soft casters in place of hard – **no upcharge**

LU-SOCA-2030-R Soft Casters – Replace in field – **\$44 upcharge**

Synchro-Tilt: LU-SYNCHRO Synchro-Tilt Mechanism – **\$132**

LU-FXSE Fixed Seat – **no upcharge**

Upholstered Arms:	COL	-	-	-	D	-	-	G	-	-	J	-	-
LU-UPHAC Upholstered Arm Cap	76	80	84	88	92	96	100	104	108	112	116	120	124