

DAVIS®

Kontour Price List

Designed by Wolfgang C.R. Mezger
Effective March 2, 2020



KONTOUR Lounge Series

Specifications	2
Images	3
Configurations	4 - 5

STRAIGHT UNITS

KT-2000	6
KT-3000	6
KT-3100	6
KT-3200	7

ANGLED UNITS

KT-3300	7
KT-3400	7
KT-3500	8

CURVED UNITS

KT-4000	8
KT-4100	8
KT-4200	9
KT-4300	9

OTTOMANS

KT-5310	10
KT-5410	10
KT-5510	10
KT-5610	11
KT-5710	11
KT-5810	11
KT-5910	12

TABLES

KT-1000	13
KT-5000	13
KT-5100	13
KT-5200	14
KT-5300	14
KT-5400	14
KT-5500	15
KT-5600	15
KT-5700	15
KT-5800	16
KT-5900	16

For information concerning Condition of Sales, Warranty, Fabric, Finishes, etc., please download the *Conditions of Sales.pdf* on the Davis web site: www.davisfurniture.com

FEATURES

Arm and Seat

Each section is constructed of CNC $\frac{3}{4}$ " hardwood plywood
Multi-density foam with Dacron® overlay
Arm and seat sections are bolted together
When ordering arms and back order as seated in unit

Electrical

Available in most tables and ottoman **KT-5710**
4 power outlets are standard

Ganging

All standard units come with onboard ganging devices

Glides

Standard with black plastic glides

Legs

Solid steel legs are connected to frames with T-nuts
Available in chrome or powder coat finishes

Tables

Upholstered sides with veneer top; mechanically fastened to base

Upholstery

Quilted seat
Double needle & top stitch details
The back and seat sections may be upholstered in different textile or leather offerings - please refer to yardage with each unit. Please contact factory for pricing

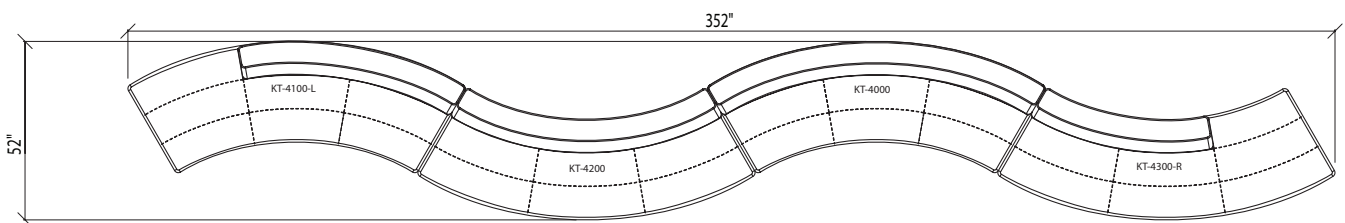
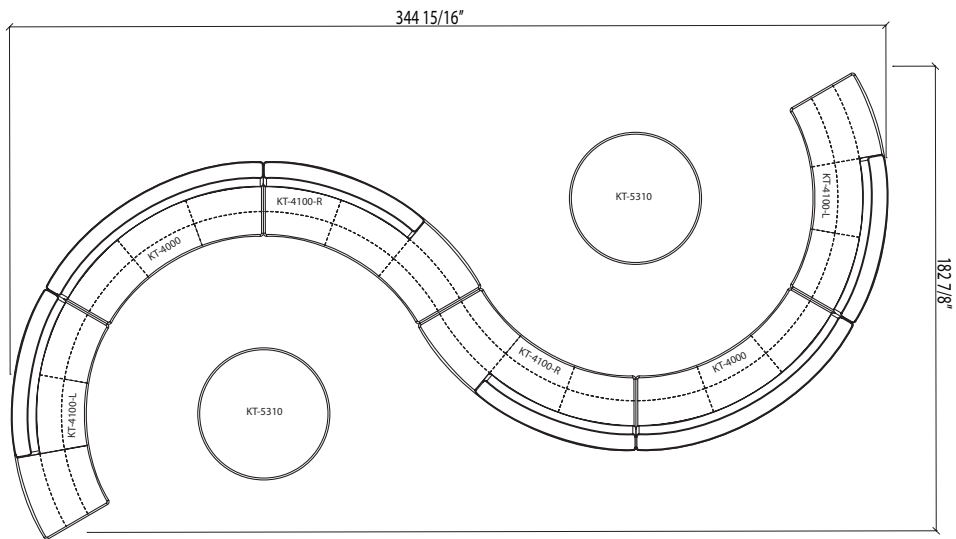
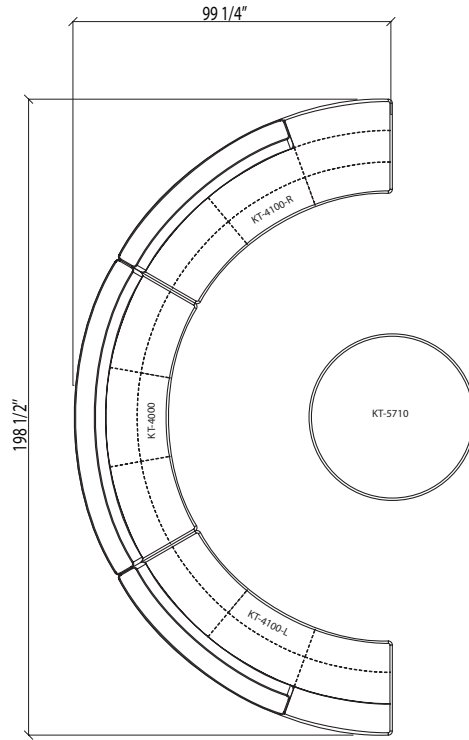


STITCH DETAIL



ELECTRICAL OPTION



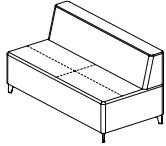


TWO SEATER / THREE SEATER

KONTOUR Lounge Series

Example: item number KT-2000 = KT-2000

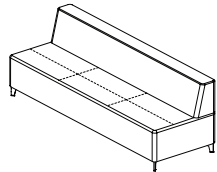
Item	Description	Dimensions	w	inches			Yardage / Square Feet	Shipping Weight
				d	h			
KT-2000	TWO SEATER / Straight Full Back	Outside	60 1/2	30 3/8	29 3/8	7 1/2 yds. / 135 sq. ft. - Unit	140 lbs.	
		Inside	60 1/2	20	12 5/8	4 1/2 yds. / 81 sq. ft. - Seat		
		Seat			16 3/4	3 yds. / 54 sq. ft. - Back		



List Price
Grades

COM/COL	A	B	C	D	E	F	G	H	I	J	K	L
3611	3764	3917	4070	4223	4376	4529	4682	4835	4988	5141	5294	5447

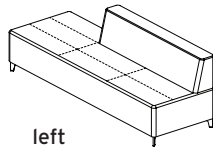
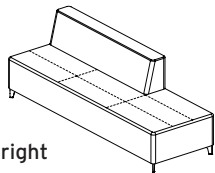
Item	Description	Dimensions	w	inches			Yardage / Square Feet	Shipping Weight
				d	h			
KT-3000	THREE SEATER / Straight Full Back	Outside	89 1/2	30 3/8	29 3/8	10 1/2 yds. / 189 sq. ft. - Unit	210 lbs.	
		Inside	89 1/2	20	12 5/8	6 1/4 yds. / 112 1/2 sq. ft. Seat		
		Seat			16 3/4	4 1/4 yds. / 76 1/2 sq. ft. - Back		



List Price
Grades

COM/COL	A	B	C	D	E	F	G	H	I	J	K	L
4983	5201	5419	5637	5855	6073	6291	6509	6727	6945	7163	7381	7599

Item	Description	Dimensions	w	inches			Yardage / Square Feet	Shipping Weight
				d	h			
KT-3100-L KT-3100-R	THREE SEATER 2/3 Back	Outside	89 1/2	30 3/8	29 3/8	9 1/4 yds. / 166 1/2 sq. ft. - Unit	185 lbs.	
		Inside	89 1/2	20	12 5/8	6 1/4 yds. / 112 1/2 sq. ft. - Seat		
		Seat			16 3/4	3 yds. / 54 sq. ft. - Back		



right

left

List Price
Grades

COM/COL	A	B	C	D	E	F	G	H	I	J	K	L
4455	4666	4877	5088	5299	5510	5721	5932	6143	6354	6565	6776	6987

Required to Specify

Fabrics or Leather : Ensure graded in material or COM/COL is approved for use on Kontour by contacting Davis.

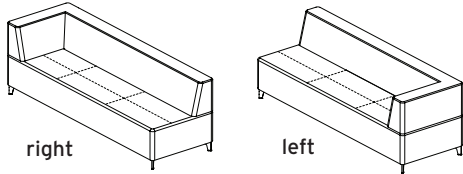
Metal Finish : Chrome, Anthracite, Bronze, Matte Black, Silver, Matte Silver, Light Grey, Mid Grey, or Matte White

THREE SEATER

KONTOUR Lounge Series

Example: item number KT-3200-L = KT-3200-L

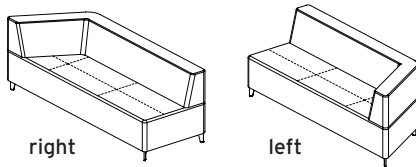
Item	Description	Dimensions	w	inches		Yardage / Square Feet	Shipping Weight
				d	h		
KT-3200-L KT-3200-R	THREE SEATER 90° Shaped Back	Overall	89 1/2	30 3/8	29 3/8	10 1/2 yds. / 189 sq. ft. - Unit	225 lbs.
		Inside	78 5/8	20	12 5/8	6 1/4 yds. / 112 1/2 sq. ft. - Seat	
		Inside Arm Seat			29 3/8 16 3/4	4 1/4 yds. / 76 1/2 sq. ft. - Back	



List Price
Grades

COM/COL	A	B	C	D	E	F	G	H	I	J	K	L
5458	5690	5922	6154	6386	6618	6850	7082	7314	7546	7778	8010	8242

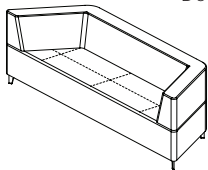
Item	Description	Dimensions	w	inches		Yardage / Square Feet	Shipping Weight
				d	h		
KT-3300-L KT-3300-R	THREE SEATER Angle Back	Outside	85 5/8	30 3/8	29 3/8	9 yds. / 162 sq. ft. - Unit	175 lbs.
		Inside	74 3/8 - 63	20	12 5/8	5 1/2 yds. / 99 sq. ft. - Seat	
		Inside Arm Seat			29 3/8 16 3/4	3 1/2 yds. / 63 sq. ft. - Back	



List Price
Grades

COM/COL	A	B	C	D	E	F	G	H	I	J	K	L
5316	5548	5780	6012	6244	6476	6708	6940	7172	7404	7636	7868	8100

Item	Description	Dimensions	w	inches		Yardage / Square Feet	Shipping Weight
				d	h		
KT-3400	THREE SEATER Double Angle Back	Outside	104 1/4	30 3/8	29 3/8	10 yds. / 180 sq. ft. - Unit	215 lbs.
		Inside	81 1/2 - 59	20	12 3/8	5 3/4 yds. / 103 1/2 sq. ft. - Seat	
		Inside Arm Seat			29 3/8 16 3/4	4 1/4 yds. / 76 1/2 sq. ft. - Back	



List Price
Grades

COM/COL	A	B	C	D	E	F	G	H	I	J	K	L
5555	5816	6077	6338	6599	6860	7121	7382	7643	7904	8165	8426	8687

Required to Specify

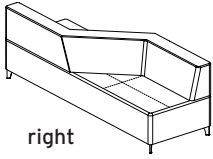
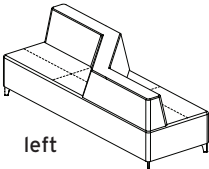
Fabrics or Leather : Ensure graded in material or COM/COL is approved for use on Kontour by contacting Davis.

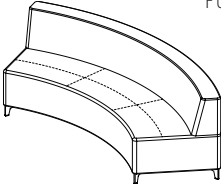
Metal Finish : Chrome, Anthracite, Bronze, Matte Black, Silver, Matte Silver, Light Grey, Mid Grey, or Matte White

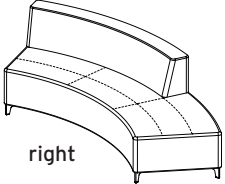
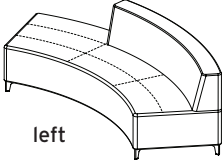
THREE SEATER

KONTOUR Lounge Series

Example: item number KT-3500-L = KT-3500-L

Item	Description	Dimensions	w	inches			Yardage / Square Feet	Shipping Weight					
				d	h								
KT-3500-L KT-3500-R	THREE SEATER Zig Zag Back	Outside	89 1/2	30 3/8	29 3/8	10 1/2 yds. / 189 sq. ft. - Unit	189 lbs.						
		Inside	50 - 29 1/4	20	12 3/8	6 1/4 yds. / 112 1/2 sq. ft. - Seat							
	Inside Arm Seat				29 3/8 16 3/4	4 1/4 yds. / 76 1/2 sq. ft. - Back							
		 right		 left									
		List Price Grades COM/COL A B C D E F G H I J K L 5373 5605 5837 6069 6301 6533 6765 6997 7229 7461 7693 7925 8157											

Item	Description	Dimensions	w	inches			Yardage / Square Feet	Shipping Weight					
				d	h								
KT-4000	THREE SEATER / Curved Full Inside Back	Outside	73 - 99 1/4	30 3/8	29 3/8	10 yds. / 180 sq. ft. - Unit	210 lbs.						
		Inside	73 - 99 1/4	20	12 3/8	5 3/4 yds. / 103 1/2 sq. ft. - Seat							
	Seat				16 3/4	4 1/4 yds. / 76 1/2 sq. ft. - Back							
													
		List Price Grades COM/COL A B C D E F G H I J K L 5708 5955 6202 6449 6696 6943 7190 7437 7684 7931 8178 8425 8672											

Item	Description	Dimensions	w	inches			Yardage / Square Feet	Shipping Weight					
				d	h								
KT-4100-L KT-4100-R	THREE SEATER 2/3 Inside Curved Back	Outside	73 - 99 1/4	30 3/8	29 3/8	8 3/4 yds. / 157 1/2 sq. ft. - Unit	190 lbs.						
		Inside	73 - 99 1/4	20	12 3/8	5 3/4 yds. / 103 1/2 sq. ft. - Seat							
	Seat				16 3/4	3 yds. / 54 sq. ft. - Back							
		 right		 left									
		List Price Grades COM/COL A B C D E F G H I J K L 5307 5547 5787 6027 6267 6507 6747 6987 7227 7467 7707 7947 8187											

Required to Specify

Fabrics or Leather : Ensure graded in material or COM/COL is approved for use on Kontour by contacting Davis.

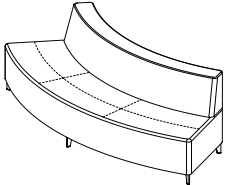
Metal Finish : Chrome, Anthracite, Bronze, Matte Black, Silver, Matte Silver, Light Grey, Mid Grey, or Matte White

THREE SEATER

KONTOUR Lounge Series

Example: item number KT-4200 = KT-4200

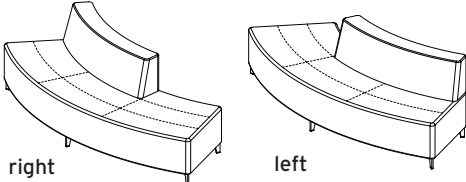
Item	Description	Dimensions	w	inches		Yardage / Square Feet	Shipping Weight
				d	h		
KT-4200	THREE SEATER Full Outside Curved Back	Outside	99 1/4 - 73	30 3/8	29 3/8	9 1/4 yds. / 166 1/2 sq. ft. - Unit	195 lbs.
		Inside	99 1/4 - 73	20	12 3/8	5 3/4 yds. / 103 1/2 sq. ft. - Seat	
		Seat			16 3/4	3 1/2 yds. / 63 sq. ft. - Back	



List Price
Grades

COM/COL	A	B	C	D	E	F	G	H	I	J	K	L
5450	5697	5944	6191	6438	6685	6932	7179	7426	7673	7920	8167	8414

Item	Description	Dimensions	w	inches		Yardage / Square Feet	Shipping Weight
				d	h		
KT-4300-L	THREE SEATER	Outside	99 1/4 - 73	30 3/8	29 3/8	8 1/4 yds. / 148 1/2 sq. ft. - Unit	175 lbs.
KT-4300-R	2/3 Outside Curve Back	Inside	99 1/4 - 73	20	12 3/8	5 1/4 yds. / 94 1/2 sq. ft. - Seat	
		Seat			16 3/4	3 yds. / 54 sq. ft. - Back	



right left

List Price
Grades

COM/COL	A	B	C	D	E	F	G	H	I	J	K	L
5064	5304	5544	5784	6024	6264	6504	6744	6984	7224	7464	7704	7944

Required to Specify

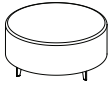
Fabrics or Leather : Ensure graded in material or COM/COL is approved for use on Kontour by contacting Davis.

Metal Finish : Chrome, Anthracite, Bronze, Matte Black, Silver, Matte Silver, Light Grey, Mid Grey, or Matte White

KONTOUR Lounge Series

Example: item number KT-5310 = KT-5310

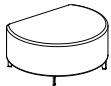
Item	Description	Dimensions	inches dia	h	Yardage / Square Feet	Shipping Weight
KT-5310	Fully Upholstered Ottoman	Overall	37 dia.	16 3/4	3 yds. / 54 sq. ft.	60 lbs.



List Price
Grades

COM/COL	A	B	C	D	E	F	G	H	I	J	K	L
1994	2060	2126	2192	2258	2324	2390	2456	2522	2588	2654	2720	2786

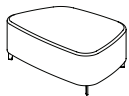
Item	Description	Dimensions	w	inches d	h	Yardage / Square Feet	Shipping Weight
KT-5410	Fully Upholstered Ottoman	Overall	38	30 1/2	16 3/4	2 1/2 yds. / 45 sq. ft.	50 lbs.



List Price
Grades

COM/COL	A	B	C	D	E	F	G	H	I	J	K	L
1917	1983	2049	2115	2181	2247	2313	2379	2445	2511	2577	2643	2709

Item	Description	Dimensions	w	inches d	h	Yardage / Square Feet	Shipping Weight
KT-5510	Fully Upholstered Ottoman	Overall	46 1/2	32 1/4	16 3/4	3 yds. / 54 sq. ft.	65 lbs.



List Price
Grades

COM/COL	A	B	C	D	E	F	G	H	I	J	K	L
2097	2163	2229	2295	2361	2427	2493	2559	2625	2691	2757	2823	2889

Required to Specify

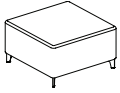
Fabrics or Leather : Ensure graded in material or COM/COL is approved for use on Kontour by contacting Davis.

Metal Finish : Chrome, Anthracite, Bronze, Matte Black, Silver, Matte Silver, Light Grey, Mid Grey, or Matte White

KONTOUR Lounge Series

Example: item number KT-5610 = KT-5610

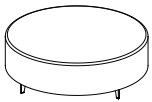
Item	Description	Dimensions	w	inches d	h	Yardage / Square Feet	Shipping Weight
KT-5610	Fully Upholstered Ottoman	Overall	30 ³ / ₈	30 ³ / ₈	16 ³ / ₄	3 yds. / 54 sq. ft.	45 lbs.



List Price
Grades

COM/COL	A	B	C	D	E	F	G	H	I	J	K	L
1867	1918	1969	2020	2071	2122	2173	2224	2275	2326	2377	2428	2479

Item	Description	Dimensions	inches dia	h	Yardage / Square Feet	Shipping Weight
KT-5710	Fully Upholstered Ottoman	Overall	52 dia.	16 ³ / ₄	4 ¹ / ₄ yds. / 76 ¹ / ₂ sq. ft.	110 lbs.



List Price
Grades

COM/COL	A	B	C	D	E	F	G	H	I	J	K	L
2916	3032	3148	3264	3380	3496	3612	3728	3844	3960	4076	4192	4308

Item	Description	Dimensions	w	inches d	h	Yardage / Square Feet	Shipping Weight
KT-5810	Fully Upholstered Ottoman	Overall	45	30 ¹ / ₄	16 ³ / ₄	2 ¹ / ₂ yds. / 45 sq. ft.	60 lbs.



List Price
Grades

COM/COL	A	B	C	D	E	F	G	H	I	J	K	L
2029	2102	2175	2248	2321	2394	2467	2540	2613	2686	2759	2832	2905

Required to Specify

Fabrics or Leather : Ensure graded in material or COM/COL is approved for use on Kontour by contacting Davis.

Metal Finish : Chrome, Anthracite, Bronze, Matte Black, Silver, Matte Silver, Light Grey, Mid Grey, or Matte White

Options *(specify only if preferred)*

Electrical: KT-ELEC - Electrical center of table - 4 power outlets \$ 2249 *Only available on KT-5710*

KONTOUR Lounge Series

Example: item number KT-5910 = KT-5910

Item	Description	Dimensions	w	inches		Yardage / Square Feet	Shipping Weight
				d	h		
KT-5910	Fully Upholstered Ottoman	Overall	65 1/4	42 1/4	16 3/4	3 1/2 yds. / 63 sq. ft.	113 lbs.



List Price
Grades

COM/COL	A	B	C	D	E	F	G	H	I	J	K	L
2848	2957	3066	3175	3284	3393	3502	3611	3720	3829	3938	4047	4156


Required to Specify

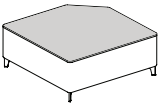
Fabrics or Leather : Ensure graded in material or COM/COL is approved for use on Kontour by contacting Davis.

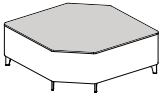
Metal Finish : Chrome, Anthracite, Bronze, Matte Black, Silver, Matte Silver, Light Grey, Mid Grey, or Matte White

KONTOUR Lounge Series

Example: item number KT-1000-OA = KT-1000-OA

Item	Description	Dimensions	w	inches d	h	Yardage / Square Feet	Shipping Weight					
KT-1000-BB KT-1000-MM KT-1000-OA KT-1000-WW	Veneer / Upholstered CONNECTOR TABLE 	Overall	30 3/8	15 1/4	16 3/4	1 yd. / 18 sq. ft.	28 lbs.					
NOTE: <i>Not to be used as a freestanding unit</i>												
List Price												
Grades												
COM/COL	A	B	C	D	E	F	G	H	I	J	K	L
1431	1460	1489	1518	1547	1576	1605	1634	1663	1692	1721	1750	1779

Item	Description	Dimensions	w	inches d	h	Yardage / Square Feet	Shipping Weight					
KT-5000-BB KT-5000-MM KT-5000-OA KT-5000-WW	Veneer / Upholstered TABLE 	Outside	41 5/8	41 5/8	16 3/4	2 yds. / 36 sq. ft.	65 lbs.					
List Price												
Grades												
COM/COL	A	B	C	D	E	F	G	H	I	J	K	L
2610	2661	2712	2763	2814	2865	2916	2967	3018	3069	3120	3171	3222

Item	Description	Dimensions	w	inches d	h	Yardage / Square Feet	Shipping Weight					
KT-5100-BB KT-5100-MM KT-5100-OA KT-5100-WW	Veneer / Upholstered TABLE 	Outside	41 5/8	41 5/8	16 3/4	2 yds. / 36 sq. ft.	65 lbs.					
List Price												
Grades												
COM/COL	A	B	C	D	E	F	G	H	I	J	K	L
2520	2571	2622	2673	2724	2775	2826	2877	2928	2979	3030	3081	3132

Required to Specify

Fabrics or Leather : Ensure graded in material or COM/COL is approved for use on Kontour by contacting Davis.

Metal Finish : Chrome, Anthracite, Bronze, Matte Black, Silver, Matte Silver, Light Grey, Mid Grey, or Matte White

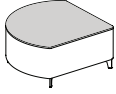
Table Finishes :	Beech	-BB	101 Natural Beech	Maple	-MM	201 Natural Maple	Oak	-OA	301 Natural Oak
			102 Light Beech			202 Light Maple			302 Medium Oak
			103 Medium Beech						303 Grey Oak
			104 Dark Beech						304 Brown Oak
	Walnut	-WW	400 Light Walnut						
			401 Natural Walnut						
			402 Medium Walnut						

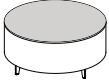
Options *(specify only if preferred)*

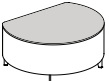
Electrical: KT-ELEC - Electrical center of table - 4 power outlets \$2249 - *Not available on KT-1000*

KONTOUR Lounge Series

Example: item number KT-5200-BB = KT-5200-BB

Item	Description	Dimensions	w	inches d	h	Yardage / Square Feet	Shipping Weight							
KT-5200-BB KT-5200-MM KT-5200-OA KT-5200-WW	Veneer / Upholstered TABLE	Outside	35 1/4	35 1/4	16 3/4	2 yds. / 36 sq. ft.	55 lbs.							
														
	List Price													
	Grades													
	COM/COL	A	B	C	D	E	F	G	H	I	J	K	L	
		1934	1978	2022	2066	2110	2154	2198	2242	2286	2330	2374	2418	2462

Item	Description	Dimensions	inches dia	h	Yardage / Square Feet	Shipping Weight								
KT-5300-BB KT-5300-MM KT-5300-OA KT-5300-WW	Veneer / Upholstered TABLE	Outside	37 dia	16 3/4	2 yds. / 36 sq. ft.	60 lbs.								
														
	List Price													
	Grades													
	COM/COL	A	B	C	D	E	F	G	H	I	J	K	L	
		1946	1983	2020	2057	2094	2131	2168	2205	2242	2279	2316	2353	2390

Item	Description	Dimensions	w	inches d	h	Yardage / Square Feet	Shipping Weight							
KT-5400-BB KT-5400-MM KT-5400-OA KT-5400-WW	Veneer / Upholstered TABLE	Outside	38	31	16 3/4	1 1/2 yds. / 27 sq. ft.	65 lbs.							
														
	List Price													
	Grades													
	COM/COL	A	B	C	D	E	F	G	H	I	J	K	L	
		1830	1867	1904	1941	1978	2015	2052	2089	2126	2163	2200	2237	2274

Required to Specify

Fabrics or Leather : Ensure graded in material or COM/COL is approved for use on Kontour by contacting Davis.

Metal Finish : Chrome, Anthracite, Bronze, Matte Black, Silver, Matte Silver, Light Grey, Mid Grey, or Matte White


Table Finishes :	Beech	-BB	101 Natural Beech 102 Light Beech 103 Medium Beech 104 Dark Beech	Maple	-MM	201 Natural Maple 202 Light Maple	Oak	-OA	301 Natural Oak 302 Medium Oak 303 Grey Oak 304 Brown Oak
	Walnut	-WW	400 Light Walnut 401 Natural Walnut 402 Medium Walnut						

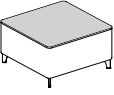
Options *(specify only if preferred)*

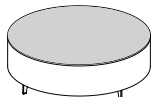
Electrical: KT-ELEC - Electrical center of table - 4 power outlets \$ 2249

KONTOUR Lounge Series

Example: item number **KT-5500-WW** = **KT-5500-WW**

Item	Description	Dimensions	inches			Yardage / Square Feet	Shipping Weight						
			w	d	h								
KT-5500-BB KT-5500-MM KT-5500-OA KT-5500-WW	Veneer / Upholstered TABLE 	Outside	46 1/2	32 1/4	16 3/4	2 yds. / 36 sq. ft.	65 lbs.						
List Price Grades													
COM/COL	A	B	C	D	E	F	G	H	I	J	K	L	
	2254	2305	2356	2407	2458	2509	2560	2611	2662	2713	2764	2815	2866

Item	Description	Dimensions	inches			Yardage / Square Feet	Shipping Weight						
			w	d	h								
KT-5600-BB KT-5600-MM KT-5600-OA KT-5600-WW	Veneer / Upholstered TABLE 	Outside	30 3/8	30 3/8	16 3/4	2 yds. / 36 sq. ft.	45 lbs.						
List Price Grades													
COM/COL	A	B	C	D	E	F	G	H	I	J	K	L	
	1891	1942	1993	2044	2095	2146	2197	2248	2299	2350	2401	2452	2503

Item	Description	Dimensions	inches		Yardage / Square Feet	Shipping Weight							
			dia	h									
KT-5700-BB KT-5700-MM KT-5700-OA KT-5700-WW	Veneer / Upholstered TABLE 	Outside	52 dia.	16 3/4	2 3/4 yds. / 49 1/2 sq. ft.	110 lbs.							
List Price Grades													
COM/COL	A	B	C	D	E	F	G	H	I	J	K	L	
	3022	3095	3168	3241	3314	3387	3460	3533	3606	3679	3752	3825	3898

Required to Specify

Fabrics or Leather : Ensure graded in material or COM/COL is approved for use on Kontour by contacting Davis.

Metal Finish : Chrome, Anthracite, Bronze, Matte Black, Silver, Matte Silver, Light Grey, Mid Grey, or Matte White

Table Finishes :	Beech	-BB	101 Natural Beech	Maple	-MM	201 Natural Maple	Oak	-OA	301 Natural Oak
			102 Light Beech			202 Light Maple			302 Medium Oak
			103 Medium Beech						303 Grey Oak
			104 Dark Beech						304 Brown Oak
	Walnut	-WW	400 Light Walnut						
			401 Natural Walnut						
			402 Medium Walnut						

Options *(specify only if preferred)*

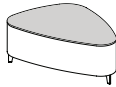
Electrical: KT-ELEC - Electrical center of table - 4 power outlets \$ 2249

TABLES

KONTOUR Lounge Series

Example: item number KT-5800-WW = KT-5800-WW

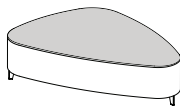
Item	Description	Dimensions	w	inches d	h	Yardage / Square Feet	Shipping Weight
KT-5800-BB KT-5800-MM KT-5800-OA KT-5800-WW	Veneer / Upholstered TABLE	Outside	45	30 1/4	16 3/4	1 3/4 yds. / 31 1/2 sq. ft.	60 lbs.



List Price
Grades

COM/COL	A	B	C	D	E	F	G	H	I	J	K	L
2015	2059	2103	2147	2191	2235	2279	2323	2367	2411	2455	2499	2543

Item	Description	Dimensions	w	inches d	h	Yardage / Square Feet	Shipping Weight
KT-5900-BB KT-5900-MM KT-5900-OA KT-5900-WW	Veneer / Upholstered TABLE	Outside	65 1/4	42 1/4	16 3/4	2 1/4 yds. / 40 1/2 sq. ft.	113 lbs.



List Price
Grades

COM/COL	A	B	C	D	E	F	G	H	I	J	K	L
2809	2867	2925	2983	3041	3099	3157	3215	3273	3331	3389	3447	3505

Required to Specify

Fabrics or Leather : Ensure graded in material or COM/COL is approved for use on Kontour by contacting Davis.

Metal Finish : Chrome, Anthracite, Bronze, Matte Black, Silver, Matte Silver, Light Grey, Mid Grey, or Matte White

Table Finishes :	Beech	-BB	101 Natural Beech 102 Light Beech 103 Medium Beech 104 Dark Beech	Maple	-MM	201 Natural Maple 202 Light Maple	Oak	-OA	301 Natural Oak 302 Medium Oak 303 Grey Oak 304 Brown Oak
	Walnut	-WW	400 Light Walnut 401 Natural Walnut 402 Medium Walnut						

Options *(specify only if preferred)*

Electrical: KT-ELEC - Electrical center of table - 4 power outlets \$2249