

DAVIS®

# Fina Price List

Designed by Wolfgang C.R. Mezger

Effective March 2, 2020



## FINA Chair Series

Specifications .....	2
Images .....	3

### FOUR-LEG BASE

FA-2010 .....	4
FA-2015 .....	6
FA-2020 .....	4
FA-2025 .....	6
FA-2030 .....	4
FA-2035 .....	6
FA-2040 .....	5
FA-2045 .....	7

### CANTILEVER BASE

FA-3015 .....	8*
FA-3025 .....	8*
FA-3035 .....	8*
FA-3045 .....	9*

FA-Cart .....	10
---------------	----



BIFMA Compliant,® the commercial furniture industry's registry of standards-conforming products.

*\* Indicates versions excluded from the BIFMA Compliant program. Please contact DAVIS for more information.*

## FEATURES

---

### Arms

- Standard – **Veneer** - arms standard in same wood finish as shell  
**Laminate interior and oak exterior** - arms standard in same Oak finish as shell  
**Fully Upholstered** - must select based upon frame. See options below.
- Options – **Four-leg Base** - arms available in Beech (-FA-BBA) or Oak (-FA-OAA) or Painted Oak (-FA-PTOA)  
**Cantilever Base** - arms available in Beech (-FA-BBA), Oak (-FA-OAA), Painted Oak (-FA-PTOA) or translucent plastic (-FA-PLA)
- 

### Frame

- **Four-leg Base** – Chromed tubular steel frames / Wood insert arm cap on all arm chairs
  - **Cantilever Base** – Chromed bent steel frame / Wood or translucent arm cap on all arm chairs
- 

### Glides

All chairs standard with plastic glides – multi-purpose surface glides replacement in field - **FA-Plastic-R** at a cost of **\$26** List for set of 4  
 Optional felt glide - **FA-Felt** is available.

---

### Shell

- LAMOA** **Laminate with Oak Veneer Back** – Front of seat is white CPL and the back is oak with any of our offered finishes
  - PL** **Plastic** – Injection molded polypropylene shell with slightly textured surface on front of seat, and back is a glossy smooth color  
 Single Color – Available only in : **FA-White**
  - BB/-OA** **Veneer** – Incorporates patented molded plywood technology
- 

### Stacking

Low density stacking - Four-leg base chairs stack 5 high / Cantilever base chairs stack 4 high.  
 Veneer or laminate chairs have clear stacking bumpers / Upholstered chairs have a seat pan.

---

### Upholstery

Three variations of upholstery treatments are available on Fina chairs  
 Seat Pad – upholstered seat pad attaches to seat of the shell  
 One Piece Upholstered Interior Liner – upholstered interior shell that attaches to inside of shell - not available with plastic or laminate shell chairs.  
 Fully Upholstered – interior wood shell

## ARM OPTIONS



Four-leg Base Arm Detail



Cantilever Base Arm Detail

---

## BASE & UPHOLSTERY OPTIONS



Four Leg



Four Leg, Arm Fully Upholstered




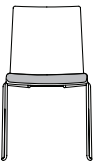
Cantilever Seat Pad

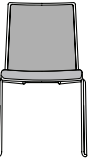
FOUR LEG BASE

# FINA Chair Series

Example: item number **FA-2010** + wood suffix **-BB** = **FA-2010-BB**

Item	Description	Dimensions	w	inches d	h	Yardage / Square Feet	Shipping Weight
<b>FA-2010</b> 	Veneer, Laminate, Plastic Four Leg Base Armless	Outside Inside Seat	20 17 3/8	22 1/2 18 5/8	33 1/4 16 18 1/4	-	15 lbs.
	List Price Shell Selection	<b>-BB</b> Beech	<b>-OA</b> Oak	<b>-LAMOA</b> Laminate (oak outside)	<b>-PL</b> Plastic (white only)		
		<b>684</b>	<b>817</b>	<b>754</b>	<b>491</b>		

Item	Description	Dimensions	w	inches d	h	Yardage / Square Feet	Shipping Weight						
<b>FA-2020</b> 	Veneer, Laminate, Plastic Four Leg Base Upholstered Seat Pad Armless	Outside Inside Seat	20 17 3/8	22 1/2 18 5/8	33 1/4 16 18 1/4	1 yds. / 18 sq. ft.	15 lbs.						
	List Price Grades												
<b>Shell Selection</b>	COM/COL	A	B	C	D	E	F	G	H	I	J	K	L
<b>-BB</b> Beech	<b>840</b>	<b>851</b>	<b>862</b>	<b>873</b>	<b>884</b>	<b>895</b>	<b>906</b>	<b>917</b>	<b>928</b>	<b>939</b>	<b>950</b>	<b>961</b>	<b>972</b>
<b>-OA</b> Oak	<b>974</b>	<b>985</b>	<b>996</b>	<b>1007</b>	<b>1018</b>	<b>1029</b>	<b>1040</b>	<b>1051</b>	<b>1062</b>	<b>1073</b>	<b>1084</b>	<b>1095</b>	<b>1106</b>
<b>-LAMOA</b> Lam.	<b>911</b>	<b>922</b>	<b>933</b>	<b>944</b>	<b>955</b>	<b>966</b>	<b>977</b>	<b>988</b>	<b>999</b>	<b>1010</b>	<b>1021</b>	<b>1032</b>	<b>1043</b>
<b>-PL</b> Plastic (white only)	<b>648</b>	<b>659</b>	<b>670</b>	<b>681</b>	<b>692</b>	<b>703</b>	<b>714</b>	<b>725</b>	<b>736</b>	<b>747</b>	<b>758</b>	<b>769</b>	<b>780</b>

Item	Description	Dimensions	w	inches d	h	Yardage / Square Feet	Shipping Weight						
<b>FA-2030</b> 	Veneer Four Leg Base One Piece Uph. Interior Liner Armless	Outside Inside Seat	20 17 3/8	22 1/2 18 5/8	33 1/4 16 18 1/4	1 1/4 yds. / 22 1/2 sq. ft.	15 lbs.						
	List Price Grades												
<b>Shell Selection</b>	COM/COL	A	B	C	D	E	F	G	H	I	J	K	L
<b>-BB</b> Beech	<b>1089</b>	<b>1126</b>	<b>1163</b>	<b>1200</b>	<b>1237</b>	<b>1274</b>	<b>1311</b>	<b>1348</b>	<b>1385</b>	<b>1422</b>	<b>1459</b>	<b>1496</b>	<b>1533</b>
<b>-OA</b> Oak	<b>1224</b>	<b>1261</b>	<b>1298</b>	<b>1335</b>	<b>1372</b>	<b>1409</b>	<b>1446</b>	<b>1483</b>	<b>1520</b>	<b>1557</b>	<b>1594</b>	<b>1631</b>	<b>1668</b>

## Required to Specify

**Fabrics or Leather :** Ensure graded in material or COM/COL is approved for use on Fina by contacting Davis - *only for FA-2020 and FA-2030*

**Metal Finish :** Chrome, Anthracite, Bronze, Matte Black, Silver, Matte Silver, Light Grey, Mid Grey, or Matte White

<b>Shell Finishes :</b>	Beech	<b>-BB</b>	101 Natural Beech	Oak	<b>-OA</b>	301 Natural Oak	Laminate	<b>-LAMOA</b>	White Laminate /Oak back
			102 Light Beech			302 Medium Oak			- <i>must specify oak finish</i>
			103 Medium Beech			303 Grey Oak	Plastic	<b>-PL</b>	FA-White
			104 Dark Beech			304 Brown Oak			
			105 Black Beech						

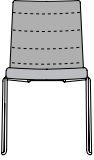
## Options (specify only if preferred)

**Glides: FA-Felt** Felt Glides - for hard surface floors. **No Upcharge** (must specify when ordering)

FOUR LEG BASE

# FINA Chair Series

Example: item number FA-2040 = FA-2040

Item	Description	Dimensions	w	inches			Yardage / Square Feet	Shipping Weight					
				d	h								
FA-2040 	Fully Upholstered Four Leg Base Armless	Outside	20	22 1/2	33 1/4	1 1/2 yds. / 27 sq. ft.	15 lbs.						
		Inside	17 3/8	18 5/8	16								
		Seat			18 1/4								
	List Price												
	Grades												
	COM/COL	A	B	C	D	E	F	G	H	I	J	K	L
	1049	1093	1137	1181	1225	1269	1313	1357	1401	1445	1489	1533	1577

## Required to Specify

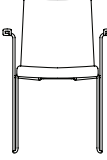
**Fabrics or Leather :** Ensure graded in material or COM/COL is approved for use on Fina by contacting Davis

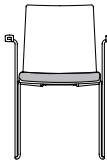
**Metal Finish :** Chrome, Anthracite, Bronze, Matte Black, Silver, Matte Silver, Light Grey, Mid Grey, or Matte White

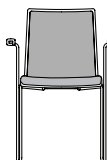
## Options *(specify only if preferred)*

**Glides: FA-Felt** Felt Glides - for hard surface floors. **No Upcharge** *(must specify when ordering)*

Example: item number **FA-2015** + wood suffix **-BB** = **FA-2015-BB**

Item	Description	Dimensions	w	inches d	h	Yardage / Square Feet	Shipping Weight
	Veneer, Laminate	Outside	23	22 1/2	33 1/4	-	20 lbs.
	Four Leg Base	Inside	17 3/4	18 5/8	16		
	Arm	Arm			26		
		Seat			18 3/4		
	List Price						
	Shell Selection	<b>-BB</b> Beech	<b>-OA</b> Oak	<b>-LAMOA</b> Laminate (oak outside)			
		<b>1010</b>	<b>1149</b>	<b>1086</b>			

Item	Description	Dimensions	w	inches d	h	Yardage / Square Feet	Shipping Weight						
	Veneer, Laminate	Outside	23	22 1/2	33 1/4	1 yds. / 18 sq. ft.	20 lbs.						
	Four Leg Base	Inside	17 3/4	18 5/8	16								
	Upholstered Seat Pad	Arm			26								
	Arm	Seat			18 3/4								
	List Price												
	Grades												
<b>Shell Selection</b>	<b>COM/COL</b>	<b>A</b>	<b>B</b>	<b>C</b>	<b>D</b>	<b>E</b>	<b>F</b>	<b>G</b>	<b>H</b>	<b>I</b>	<b>J</b>	<b>K</b>	<b>L</b>
<b>-BB</b> Beech	<b>1167</b>	<b>1178</b>	<b>1189</b>	<b>1200</b>	<b>1211</b>	<b>1222</b>	<b>1233</b>	<b>1244</b>	<b>1255</b>	<b>1266</b>	<b>1277</b>	<b>1288</b>	<b>1299</b>
<b>-OA</b> Oak	<b>1305</b>	<b>1316</b>	<b>1327</b>	<b>1338</b>	<b>1349</b>	<b>1360</b>	<b>1371</b>	<b>1382</b>	<b>1393</b>	<b>1404</b>	<b>1415</b>	<b>1426</b>	<b>1437</b>
<b>-LAMOA</b> Lam.	<b>1242</b>	<b>1253</b>	<b>1264</b>	<b>1275</b>	<b>1286</b>	<b>1297</b>	<b>1308</b>	<b>1319</b>	<b>1330</b>	<b>1341</b>	<b>1352</b>	<b>1363</b>	<b>1374</b>

Item	Description	Dimensions	w	inches d	h	Yardage / Square Feet	Shipping Weight						
	Veneer	Outside	23	22 1/2	33 1/4	1 1/4 yds. / 22 1/2 sq. ft.	20 lbs.						
	Four Leg Base	Inside	17 3/4	18 5/8	16								
	One Piece Uph. Interior Liner	Arm			26								
	Arm	Seat			18 3/4								
	List Price												
	Grades												
<b>Shell Selection</b>	<b>COM/COL</b>	<b>A</b>	<b>B</b>	<b>C</b>	<b>D</b>	<b>E</b>	<b>F</b>	<b>G</b>	<b>H</b>	<b>I</b>	<b>J</b>	<b>K</b>	<b>L</b>
<b>-BB</b> Beech	<b>1415</b>	<b>1452</b>	<b>1489</b>	<b>1526</b>	<b>1563</b>	<b>1600</b>	<b>1637</b>	<b>1674</b>	<b>1711</b>	<b>1748</b>	<b>1785</b>	<b>1822</b>	<b>1859</b>
<b>-OA</b> Oak	<b>1555</b>	<b>1592</b>	<b>1629</b>	<b>1666</b>	<b>1703</b>	<b>1740</b>	<b>1777</b>	<b>1814</b>	<b>1851</b>	<b>1888</b>	<b>1925</b>	<b>1962</b>	<b>1999</b>

## Required to Specify

**Fabrics or Leather :** Ensure graded in material or COM/COL is approved for use on Fina by contacting Davis - *only for FA-2025 and FA-2035*

**Arm Caps :** **FA-BBA** - Beech Arm Cap in standard finishes  
**FA-OAA** - Oak Arm Cap in standard finishes

**FA-PTOA** - Painted Oak Arm Cap. *Must specify Black or white*

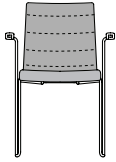
**Metal Finish :** Chrome, Anthracite, Bronze, Matte Black, Silver, Matte Silver, Light Grey, Mid Grey, or Matte White

**Shell Finishes :** Beech **-BB** 101 Natural Beech      Oak **-OA** 301 Natural Oak      Laminate **-LAMOA** White Laminate /oak back  
 102 Light Beech      302 Medium Oak      - *must specify oak finish*  
 103 Medium Beech      303 Grey Oak  
 104 Dark Beech      304 Brown Oak  
 105 Black Beech

## Options *(specify only if preferred)*

**Glides:** **FA-Felt** Felt Glides - for hard surface floors. **No Upcharge** *(must specify when ordering)*

Example: item number FA-2045 = FA-2045

Item	Description	Dimensions	w	inches d	h	Yardage / Square Feet	Shipping Weight						
<b>FA-2045</b>	Fully Upholstered	Outside	23	22 1/2	33 1/4	1 1/2 yds. / 27 sq. ft.	20 lbs.						
	Four Leg Base	Inside	17 3/4	18 5/8	16								
	Arm	Arm			26								
		Seat			18 3/4								
	List Price												
	Grades												
	COM/COL	A	B	C	D	E	F	G	H	I	J	K	L
	<b>1382</b>	<b>1426</b>	<b>1470</b>	<b>1514</b>	<b>1558</b>	<b>1602</b>	<b>1646</b>	<b>1690</b>	<b>1734</b>	<b>1778</b>	<b>1822</b>	<b>1866</b>	<b>1910</b>

## Required to Specify

**Fabrics or Leather :** Ensure graded in material or COM/COL is approved for use on Fina by contacting Davis

**Arm Caps :** **FA-BBA** - Beech Arm Cap in standard finishes  
**FA-OAA** - Oak Arm Cap in standard finishes

**FA-PTOA** - Painted Oak Arm Cap. *Must specify Black or white*

**Metal Finish :** Chrome, Anthracite, Bronze, Matte Black, Silver, Matte Silver, Light Grey, Mid Grey, or Matte White

**Arm Finishes :** Beech **-BB** **101 Natural Beech** Oak **-OA** **301 Natural Oak**  
**102 Light Beech** **302 Medium Oak**  
**103 Medium Beech** **303 Grey Oak**  
**104 Dark Beech** **304 Brown Oak**  
**105 Black Beech**

## Options *(specify only if preferred)*

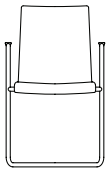
**Glides: FA-Felt** Felt Glides - for hard surface floors. **No Upcharge** *(must specify when ordering)*

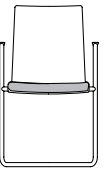


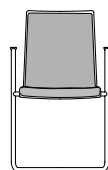
CANTILEVER BASE

# FINA Chair Series

Example: item number **FA-3015** + wood suffix **-BB** = **FA-3015-BB**

Item	Description	Dimensions	w	inches d	h	Yardage / Square Feet	Shipping Weight
<b>FA-3015</b> 	Veneer, Laminate	Outside	20 <sup>3</sup> / <sub>8</sub>	22 <sup>1</sup> / <sub>2</sub>	35	-	20 lbs.
	Cantilever Base	Inside	17 <sup>5</sup> / <sub>8</sub>	18 <sup>5</sup> / <sub>8</sub>	16 <sup>1</sup> / <sub>4</sub>		
	Arm	Arm			26 <sup>5</sup> / <sub>8</sub>		
		Seat			18 <sup>3</sup> / <sub>4</sub>		
	List Price						
	Shell Selection	<b>-BB</b> Beech	<b>-OA</b> Oak	<b>-LAMO</b> A Laminate (oak outside)			
		<b>985</b>	<b>110</b>	<b>1064</b>			

Item	Description	Dimensions	w	inches d	h	Yardage / Square Feet	Shipping Weight						
<b>FA-3025</b> 	Veneer, Laminate	Outside	20 <sup>3</sup> / <sub>8</sub>	22 <sup>1</sup> / <sub>2</sub>	35	1 yds. / 18 sq. ft.	20 lbs.						
	Cantilever Base	Inside	17 <sup>5</sup> / <sub>8</sub>	18 <sup>5</sup> / <sub>8</sub>	16 <sup>1</sup> / <sub>4</sub>								
	Upholstered Seat Pad	Arm			26 <sup>5</sup> / <sub>8</sub>								
	Arm	Seat			18 <sup>3</sup> / <sub>4</sub>								
	List Price												
	Grades												
<b>Shell Selection</b>	COM/COL	A	B	C	D	E	F	G	H	I	J	K	L
<b>-BB</b> Beech	<b>1141</b>	<b>1152</b>	<b>1163</b>	<b>1174</b>	<b>1185</b>	<b>1196</b>	<b>1207</b>	<b>1218</b>	<b>1229</b>	<b>1240</b>	<b>1251</b>	<b>1262</b>	<b>1273</b>
<b>-OA</b> Oak	<b>1268</b>	<b>1279</b>	<b>1290</b>	<b>1301</b>	<b>1312</b>	<b>1323</b>	<b>1334</b>	<b>1345</b>	<b>1356</b>	<b>1367</b>	<b>1378</b>	<b>1389</b>	<b>1400</b>
<b>-LAMO</b> A Lam.	<b>1222</b>	<b>1233</b>	<b>1244</b>	<b>1255</b>	<b>1266</b>	<b>1277</b>	<b>1288</b>	<b>1299</b>	<b>1310</b>	<b>1321</b>	<b>1332</b>	<b>1343</b>	<b>1354</b>

Item	Description	Dimensions	w	inches d	h	Yardage / Square Feet	Shipping Weight						
<b>FA-3035</b> 	Veneer	Outside	20 <sup>3</sup> / <sub>8</sub>	22 <sup>1</sup> / <sub>2</sub>	35	1 <sup>1</sup> / <sub>4</sub> yds. / 22 <sup>1</sup> / <sub>2</sub> sq. ft.	20 lbs.						
	Cantilever Base	Inside	17 <sup>5</sup> / <sub>8</sub>	18 <sup>5</sup> / <sub>8</sub>	16 <sup>1</sup> / <sub>4</sub>								
	One Piece Uph. Interior Liner	Arm			26 <sup>5</sup> / <sub>8</sub>								
	Arm	Seat			18 <sup>3</sup> / <sub>4</sub>								
	List Price												
	Grades												
<b>Shell Selection</b>	COM/COL	A	B	C	D	E	F	G	H	I	J	K	L
<b>-BB</b> Beech	<b>1390</b>	<b>1427</b>	<b>1464</b>	<b>1501</b>	<b>1538</b>	<b>1575</b>	<b>1612</b>	<b>1649</b>	<b>1686</b>	<b>1723</b>	<b>1760</b>	<b>1797</b>	<b>1834</b>
<b>-OA</b> Oak	<b>1518</b>	<b>1555</b>	<b>1592</b>	<b>1629</b>	<b>1666</b>	<b>1703</b>	<b>1740</b>	<b>1777</b>	<b>1814</b>	<b>1851</b>	<b>1888</b>	<b>1925</b>	<b>1962</b>

## Required to Specify

**Fabrics or Leather :** Ensure graded in material or COM/COL is approved for use on Fina by contacting Davis - *only for FA-3025 and FA-3035*

**Arm Caps :** **FA-BBA** - Beech Arm Cap in standard finishes  
**FA-OAA** - Oak Arm Cap in standard finishes  
**FA-PTOA** - Painted Oak Arm Cap - *Must specify Black or white*  
**FA-PLA** - Plastic Translucent Arm Cap

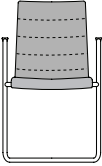
**Metal Finish :** Chrome, Anthracite, Bronze, Matte Black, Silver, Matte Silver, Light Grey, Mid Grey, or Matte White

**Shell Finishes :** Beech **-BB** 101 Natural Beech      Oak **-OA** 301 Natural Oak      Laminate **-LAMO**A White Laminate /oak back  
 102 Light Beech      302 Medium Oak      - *must specify oak finish*  
 103 Medium Beech      303 Grey Oak  
 104 Dark Beech      304 Brown Oak  
 105 Black Beech      **ARM FINISH WILL MATCH VENEER FINISH**

## Options *(specify only if preferred)*

**Glides:** **FA-Felt** Felt Glides - for hard surface floors. **No Upcharge** *(must specify when ordering)*

Example: item number **FA-3045** = **FA-3045**

Item	Description	Dimensions	inches			Yardage / Square Feet	Shipping Weight							
			w	d	h									
<b>FA-3045</b>	Fully Upholstered	Outside	20 <sup>3</sup> / <sub>8</sub>	22 <sup>1</sup> / <sub>2</sub>	35	1 <sup>1</sup> / <sub>2</sub> yds. / 27 sq. ft.	20 lbs.							
	Cantilever Base	Inside	17 <sup>5</sup> / <sub>8</sub>	18 <sup>5</sup> / <sub>8</sub>	16 <sup>1</sup> / <sub>4</sub>									
	Arm	Arm			26 <sup>5</sup> / <sub>8</sub>									
		Seat			18 <sup>3</sup> / <sub>4</sub>									
	List Price													
	Grades													
	COM/COL	A	B	C	D	E	F	G	H	I	J	K	L	
		1338	1382	1426	1470	1514	1558	1602	1646	1690	1734	1778	1822	1866

## Required to Specify

**Fabrics or Leather :** Ensure graded in material or COM/COL is approved for use on Fina by contacting Davis

**Arm Caps :** **FA-BBA** - Beech Arm Cap in standard finishes

**FA-PTOA** - Painted Oak Arm Cap - *Must specify Black or white*

**FA-OAA** - Oak Arm Cap in standard finishes

**FA-PLA** - Plastic Translucent Arm Cap

**Metal Finish :** Chrome, Anthracite, Bronze, Matte Black, Silver, Matte Silver, Light Grey, Mid Grey, or Matte White

<b>Arm Finishes :</b>	Beech	<b>-BB</b>	<b>101 Natural Beech</b>	Oak	<b>-OA</b>	<b>301 Natural Oak</b>
			<b>102 Light Beech</b>			<b>302 Medium Oak</b>
			<b>103 Medium Beech</b>			<b>303 Grey Oak</b>
			<b>104 Dark Beech</b>			<b>304 Brown Oak</b>
			<b>105 Black Beech</b>			

## Options *(specify only if preferred)*

**Glides:** **FA-Felt** Felt Glides - for hard surface floors. **No Upcharge** *(must specify when ordering)*

# FINA Chair Series

Example: item number FA-Cart = FA-Cart

Item	Description	Dimensions	inches			Shipping Weight
			w	d	h	
FA-Cart	Hand Cart	Outside	22	29	41½	38 lbs.



*Steel frame with upholstered deck and rubber grips  
Holds five four-leg base chairs, and eight sled base chairs.*

*Cantilever chairs may not be stacked on this cart.*

List Price

**1143** *only available in Black powder coat*