

DAVIS®

Lucid Price List

Designed by Burkhard Vogtherr
Effective March 19, 2018



LUCID Chair Series

Specifications	2
Finish Combinations	3
Images	4
LUCID 10 Series	
Lucid 10	5
Lucid 11	5
LUCID 20 Series	
Lucid 20	6
Lucid 21	6
LUCID 30 Series	
Lucid 30	7
Lucid 31	7

For information concerning Condition of Sales, Warranty, Fabric, Finishes, etc., please download the *Conditions of Sales.pdf* on the Davis web site: www.davisfurniture.com

FEATURES**Arm Caps & Covers**

Lucid 10, 11 – standard with black plastic arm caps - Optional leather or Ultrafabric short or long hand-sewn wrapped arm covers available

LU-SLAC – Short leather arm cap option to replace black plastic arm cap – additional charge, see page 5

LU-LLAC – Long leather arm cap – replaces black plastic arm caps and extends to bottom of arm – additional charge, see page 5

Lucid 20, 21, 30, 31 – standard with plastic inserts - **LU-UPHAC** - Optional leather or Ultrafabric upholstered arm cover available. See pages 6 & 7. Leather arms match leather specified on seat and/or back. If fabric is specified, leather must be ordered for arm covers from the Davis Leather Collection or COL

Back Tilt Control

Balance spring – adjusts to accommodate a wide variety of body sizes and provides a healthful change of hip angle

Back Treatments

- **Webbed Back**– Lucid 10, Lucid 20, Lucid 30 – Features resilient stretch webbing constructed of woven polyester and Dupont LYCRA® Spandex

- **Upholstered Back**– Lucid 11, Lucid 21, Lucid 31 – Offers fully upholstered aesthetics – inside back has arc detail sewing with comfort wrinkles standard. Solid fabrics or leathers are suggested

Casters

Lucid 10, 11 - standard with free rolling black casters.

Lucid 20, 21, 30, 31 - reinforced copolymer with safety brake feature that will not roll away until weight is in chair - this keeps chairs from slipping out from under user.

Black housing and black dual wheels on five blade base – Also available with soft tread for hard flooring - See options

Forward Position Control

Back tilt action can be locked in the forward, upright position for task oriented work

Gas Lift Height Adjustment

Allows for correct leg positioning and height to work surface

Headrest

Adjustable headrest available only on Lucid 30, 31 – will be upholstered in same material as seat – sliding bracket will always be aluminum with black button

Seat Depth Adjustment

Seat adjusts 2" to proper depth of user's legs with a one time setting allowing for proper support of lower torso and legs

Synchro-Tilt Mechanism

LU-SYNCHRO – A synchro-mechanism can be added to all caster chairs – specify option when ordering chair. **\$120LIST**

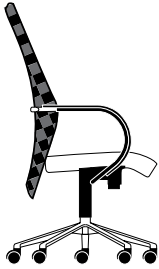
Two-Tone Webbing

Two different webbing colors may be used together. Specify color for vertical application and horizontal application - No upcharge

Webbing

Custom webbing may be created – contact Factory for more information





Lucid 10, 11

WEBBED, UPHOLSTERED

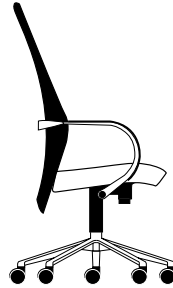
Arms –
 Chrome
 All Standard Powder Coats

Back Connector –
 Chrome
 All Standard Powder Coats

Base –
 Chrome
 All Standard Powder Coats

Standard arms – Black Plastic Arm Caps

*Options –
 LU-LLAC Long Leather Arm Caps
 LU-SLAC Short Leather Arm Caps
 LU-SYNCHRO Synchro-tilt Mechanism
 LU-SOCA Soft Casters*



Lucid 20, 21

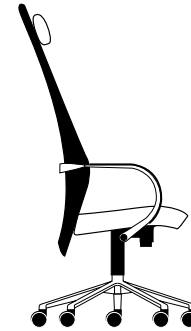
WEBBED, UPHOLSTERED

Arms & Back Rail –
 Chrome
 All Standard Powder Coats

Base –
 Chrome
 All Standard Powder Coats

Standard arms – Black Plastic Inserts

*Options –
 LU-UPHAC Upholstered Arm Caps
 LU-SYNCHRO Synchro-tilt Mechanism
 LU-SOCA-2030 Soft Casters*



Lucid 30, 31

WEBBED, UPHOLSTERED

Arms & Back Rail –
 Chrome
 All Standard Powder Coats

Base –
 Chrome
 All Standard Powder Coats

Standard arms – Black Plastic Inserts

*Options –
 LU-UPHAC Upholstered Arm Caps
 LU-SYNCHRO Synchro-tilt Mechanism
 LU-SOCA-2030 Soft Casters*

ARM OPTIONS



Black Plastic Arm Caps –
Standard on Lucid 10, 11



Short Leather Arm Covers –
LU-SLAC Option
Optional on Lucid 10, 11



Long Leather Arm Covers –
LU-LLAC Option
Optional on Lucid 10, 11



Upholstered Arm Caps–
LU-UPHAC Option
Lucid 20, 21, 30, 31

BACK OPTIONS



Lucid 10
Webb Back



Lucid 21
Fully Upholstered



Lucid 31
Fully Upholstered

HEADREST



Adjustable Head Rest

WEBBING COLOR OPTIONS



WB-Black



WB-Coco



WB-Crimson



WB-Grey



WB-Honeycomb



WB-Khaki



WB-Oat



WB-Platinum




WB-Sapphire

HIGH BACK

LUCID Chair Series

Example: item number **Lucid 10** + finish suffix **-CH** = **Lucid 10-CH**

Item	Description	Dimensions	inches			Yardage / Square Feet	Shipping Weight
			w	d	h		
Lucid 10	High Back	Outside	22 1/2	22 - 24	39 3/4 - 43 1/8	3/4 yds / 13 1/2 sq ft	44 lbs.
	WEBBING BACK	Inside	18 3/4	17 1/8 - 19 1/8	21		
	Black Plastic Arm Cap	Arm			26 1/8 - 29 1/2	LU-SLAC - 1/8 yd / 1 sq ft	
	Fixed Seat	Seat			19 - 22 3/8		




NOTE: inside depth 19 1/8 with slide at maximum (2" slide adjustment)

List Price
Grades

Finish	COM/COL	A	B	C	D	E	F	G	H	I	J	K	L
-PC Powder Coat	1894	1916	1938	1960	1982	2004	2026	2048	2070	2092	2114	2136	2158
-CH Chrome	1988	2010	2032	2054	2076	2098	2120	2142	2164	2186	2208	2230	2252

Item	Description	Dimensions	inches			Yardage / Square Feet	Shipping Weight
			w	d	h		
Lucid 11	High Back	Outside	22 1/2	22 - 24	39 3/4 - 43 1/8	1 1/2 yd / 27 sq ft	44 lbs
	UPHOLSTERED BACK	Inside	18 3/4	17 1/8 - 19 1/8	21		
	Black Plastic Arm Cap	Arm			26 1/8 - 29 1/2	LU-SLAC - 1/8 yd / 1 sq ft	
	Fixed Seat	Seat			19 - 22 3/8		



NOTE: inside depth 19 1/8 with slide at maximum (2" slide adjustment)

List Price
Grades

Finish	COM/COL	A	B	C	D	E	F	G	H	I	J	K	L
-PC Powder Coat	2282	2326	2370	2414	2458	2502	2546	2590	2634	2678	2722	2766	2810
-CH Chrome	2370	2414	2458	2502	2546	2590	2634	2678	2722	2766	2810	2854	2898

Required to Specify

Fabrics or Leather : Ensure graded in material or COM/COL is approved for use on Lucid by contacting Davis

Metal Finishes : Chrome, Anthracite, Bronze, Matte Black, Silver, Matte Silver, Light Grey, Mid Grey, or Matte White

Webbing Colors: required on Lucid 10 only

Corresponding leather –

WB-Black	HE-5000 Black
WB-Coco	HE-5006 Coco
WB-Crimson	
WB-Grey	HE-5002 Grey
WB Honeycomb	
WB-Khaki	HE-5008 Khaki
WB-Oat	HE-5007 Oat
WB-Platinum	HE-5009 Platinum
WB-Sapphire	

*Two different webbing colors may be used together
Specify color for vertical application and horizontal application – No upcharge*

Options (specify only if preferred)

Casters: LU-SOCA Soft casters in place of hard – **no upcharge**

LU-SOCA-R Soft Casters – Replace in field – **\$40 upcharge**


Synchro-Tilt: LU-SYNCHRO Synchro-Tilt Mechanism – **\$120**

Upholstered Arms:	COL	-	-	-	D	-	-	G	-	-	J	-	-
LU-LLAC Long Leather Arm Covers	150	154	158	162	166	170	174	178	182	186	190	194	198
LU-SLAC Short Leather Arm Covers	74	78	82	86	90	94	98	102	106	110	114	118	122

ULTRA MID BACK

LUCID Chair Series

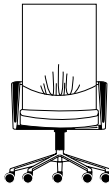
Example: item number **Lucid 20** + finish suffix **-CH** = **Lucid 20-CH**

Item	Description	Dimensions	inches			Yardage / Square Feet	Shipping Weight
			w	d	h		
	Ultra Mid Back	Outside	25 1/2	24 - 26	41 3/8 - 45 1/8	3/4 yds / 13 1/2 sq ft	47 lbs.
	WEBBING BACK	Inside	20 1/2	17 1/4 - 19 1/4	27		
	Black Plastic Arm Insert	Arm			27 - 30 3/4		
	Fixed Seat	Seat			18 3/4 - 22 1/2		

NOTE: inside depth 19 1/4 with slide at maximum (2" slide adjustment)

List Price
Grades

Finish	COM/COL	A	B	C	D	E	F	G	H	I	J	K	L
-PC Powder Coat	2112	2134	2156	2178	2200	2222	2244	2266	2288	2310	2332	2354	2376
-CH Chrome	2213	2235	2257	2279	2301	2323	2345	2367	2389	2411	2433	2455	2477

Item	Description	Dimensions	inches			Yardage / Square Feet	Shipping Weight
			w	d	h		
	Ultra Mid Back	Outside	25 1/2	24 - 26	41 3/8 - 45 1/8	1 3/4 yd / 31 1/2 sq ft	47 lbs.
	UPHOLSTERED BACK	Inside	20 1/2	17 1/4 - 19 1/4	27		
	Black Plastic Arm Insert	Arm			27 - 30 3/4		
	Fixed Seat	Seat			18 3/4 - 22 1/2		

NOTE: inside depth 19 1/4 with slide at maximum (2" slide adjustment)

List Price
Grades

Finish	COM/COL	A	B	C	D	E	F	G	H	I	J	K	L
-PC Powder Coat	2558	2609	2660	2711	2762	2813	2864	2915	2966	3017	3068	3119	3170
-CH Chrome	2687	2738	2789	2840	2891	2942	2993	3044	3095	3146	3197	3248	3299

Required to Specify

Fabrics or Leather : Ensure graded in material or COM/COL is approved for use on Lucid by contacting Davis

Metal Finishes : Chrome, Anthracite, Bronze, Matte Black, Silver, Matte Silver, Light Grey, Mid Grey, or Matte White

Webbing Colors: required on Lucid 20 only

Corresponding leather –

WB-Black	HE-5000 Black
WB-Coco	HE-5006 Coco
WB-Crimson	
WB-Grey	HE-5002 Grey
WB Honeycomb	
WB-Khaki	HE-5008 Khaki
WB-Oat	HE-5007 Oat
WB-Platinum	HE-5009 Platinum
WB-Sapphire	

*Two different webbing colors may be used together
Specify color for vertical application and horizontal application – No upcharge*

Options (specify only if preferred)

Casters: LU-SOCA-2030 Soft casters in place of hard – **no upcharge**

LU-SOCA-2030-R Soft Casters – Replace in field – **\$40 upcharge**

Synchro-Tilt: LU-SYNCHRO Synchro-Tilt Mechanism – **\$120**

Upholstered Arms:	COL	-	-	-	D	-	-	G	-	-	J	-	-
LU-UPHAC Upholstered Arm Cap	69	73	77	81	85	89	93	97	101	105	109	113	117

ULTRA HIGH BACK

LUCID Chair Series

Example: item number **Lucid 30** + finish suffix **-CH** = **Lucid 30-CH**

Item	Description	Dimensions	inches			Yardage / Square Feet	Shipping Weight
			w	d	h		
Lucid 30	Ultra High Back	Outside	25 1/2	25 1/4 - 27 1/4	50 1/2 - 54 1/4	Seat - 3/4 yds / 13 1/2 sq ft	50 lbs.
	WEBBING BACK	Inside	20 1/2	17 1/4 - 19 1/4	31 1/2	Headrest - 1/2 yd / 9 sq ft	
	Black Plastic Arm Insert	Arm			27 - 30 3/4	Seat & HR - 1 1/4 yd / 22 1/2 sq ft	
	Fixed Seat	Seat			18 3/4 - 22 1/2	LU-UPHAC - 1/8 yd / 2 sq ft	

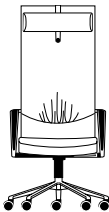


NOTE: inside depth 19 1/4 with slide at maximum (2" slide adjustment)

List Price
Grades

Finish	COM/COL	A	B	C	D	E	F	G	H	I	J	K	L
-PC Powder Coat	2564	2601	2638	2675	2712	2749	2786	2823	2860	2897	2934	2971	3008
-CH Chrome	2695	2732	2769	2806	2843	2880	2917	2954	2991	3028	3065	3102	3139

Item	Description	Dimensions	inches			Yardage / Square Feet	Shipping Weight
			w	d	h		
Lucid 31	Ultra High Back	Outside	25 1/2	25 1/4 - 27 1/4	50 1/2 - 54 1/4	Back & Seat - 2 1/4 yds / 40 1/2 sq ft	50 lbs.
	UPHOLSTERED BACK	Inside	20 1/2	17 1/4 - 19 1/4	31 1/2	Headrest - 1/2 yd / 9 sq ft	
	Black Plastic Arm Insert	Arm			27 - 30 3/4	Back, Seat & HR - 2 3/4 yds / 49 1/4 sq ft	
	Fixed Seat	Seat			18 3/4 - 22 1/2	LU-UPHAC - 1/8 yd / 2 sq ft	



NOTE: inside depth 19 1/4 with slide at maximum (2" slide adjustment)

List Price
Grades

Finish	COM/COL	A	B	C	D	E	F	G	H	I	J	K	L
-PC Powder Coat	3112	3192	3272	3352	3432	3512	3592	3672	3752	3832	3912	3992	4072
-CH Chrome	3269	3349	3429	3509	3589	3669	3749	3829	3909	3989	4069	4149	4229

Required to Specify

Fabrics or Leather : Ensure graded in material or COM/COL is approved for use on Lucid by contacting Davis

Metal Finishes : Chrome, Anthracite, Bronze, Matte Black, Silver, Matte Silver, Light Grey, Mid Grey, or Matte White

Webbing Colors: required on Lucid 30 only

Corresponding leather –

WB-Black	HE-5000 Black
WB-Coco	HE-5006 Coco
WB-Crimson	
WB-Grey	HE-5002 Grey
WB Honeycomb	
WB-Khaki	HE-5008 Khaki
WB-Oat	HE-5007 Oat
WB-Platinum	HE-5009 Platinum
WB-Sapphire	

Two different webbing colors may be used together
Specify color for vertical application and horizontal application – No upcharge

Options (specify only if preferred)

Casters: LU-SOCA-2030 Soft casters in place of hard – **no upcharge**

LU-SOCA-2030-R Soft Casters – Replace in field – **\$ 40 upcharge**

Synchro-Tilt: LU-SYNCHRO Synchro-Tilt Mechanism – **\$ 120**

Upholstered Arms:	COL	-	-	-	D	-	-	G	-	-	J	-	-
LU-UPHAC Upholstered Arm Cap	69	73	77	81	85	89	93	97	101	105	109	113	117